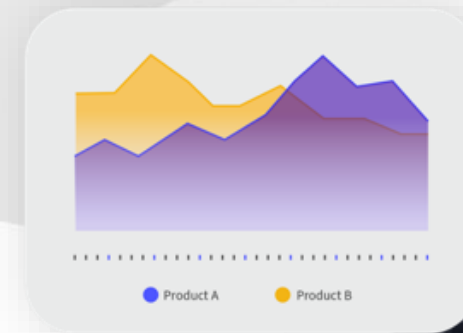




Facets

Magnus Tallqvist
Industry & Solution Strategy Director

2024-04-03



CLOUDSUITE SOLUTIONS

INDUSTRY SPECIFIC



Disclaimer

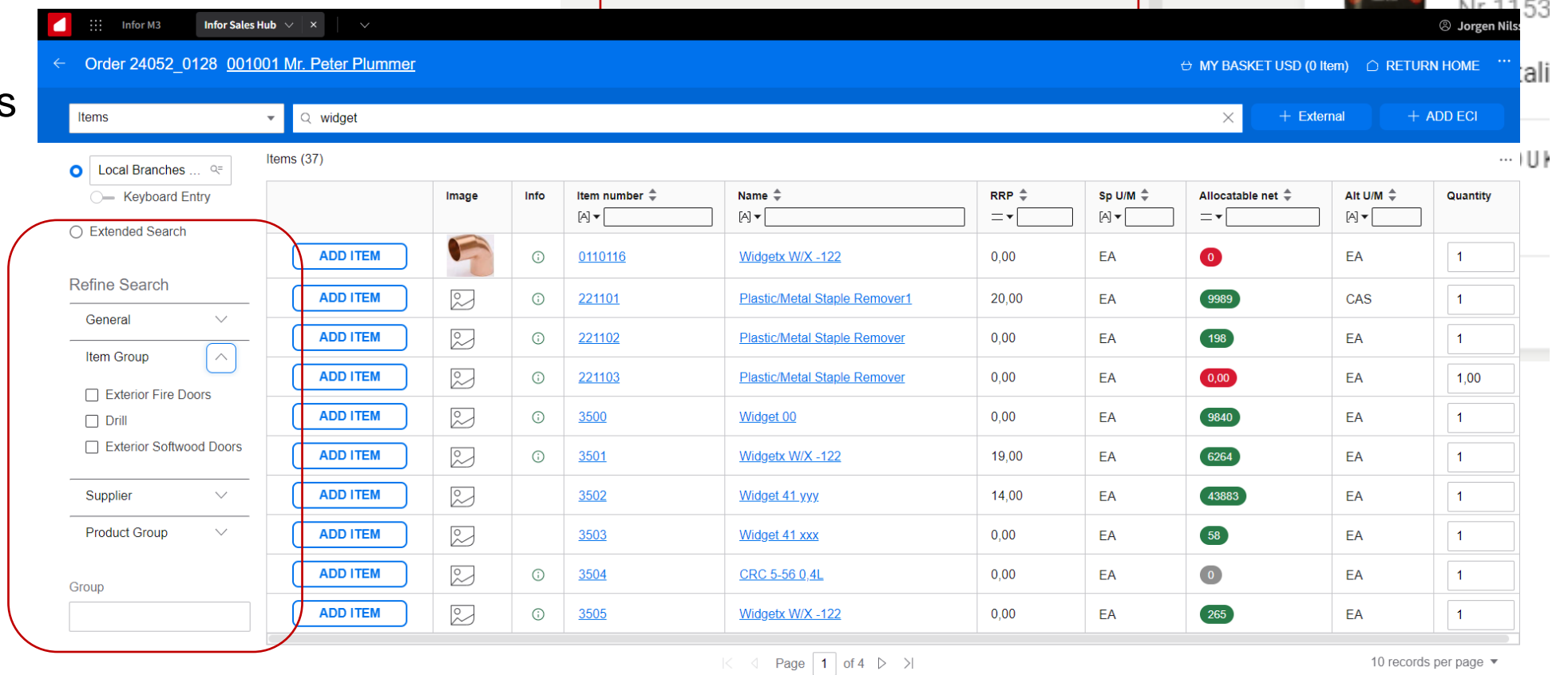
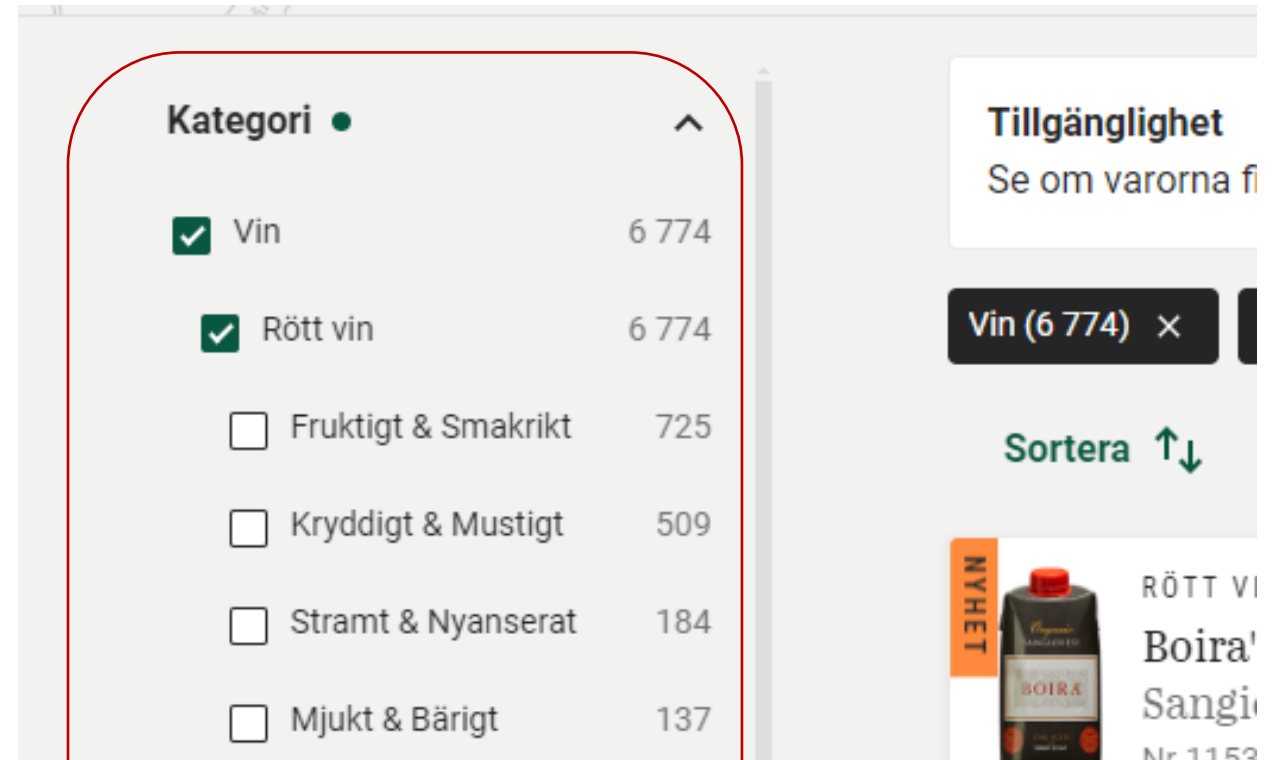
This course provides net-change training content for enhancements delivered in this release. The expectation is that participants have sufficient knowledge of the solution prior to participation in any release training. Release training is not offered for all enhancements. In the event Infor determines, in its sole discretion, not to offer release training for a particular enhancement, there should be sufficient content within the applicable Release Notes and other documentation provided with the release to provide an explanation of the change in the solution regarding such enhancement. Infor does not offer release training for maintenance updates. In addition, the training offered in this course is not intended to be a complete presentation of all problems and issues that may arise in connection with any enhancement. It is also generic and may not be accurate for all. Infor therefore makes no guarantees, or assumes any responsibility for the correctness, sufficiency or completeness of the material presented.

All business entity names, characteristics, products and other data portrayed in this production are fictitious. No identification with actual business entities, names, characteristics, products or other data is intended or should be inferred.

No part of this course may be reproduced or transmitted in any form or by any means electronic or mechanical, without the prior written consent of Infor.

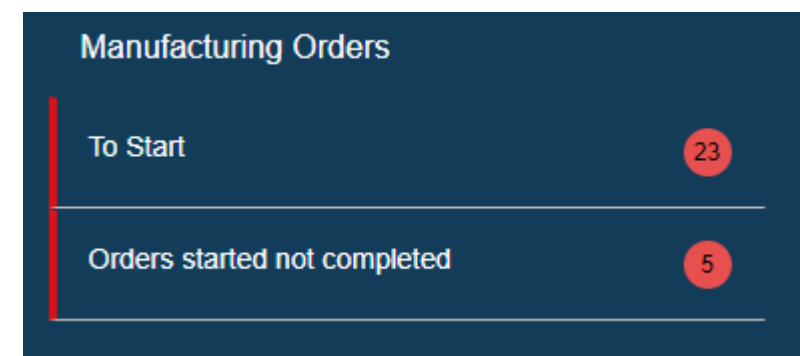
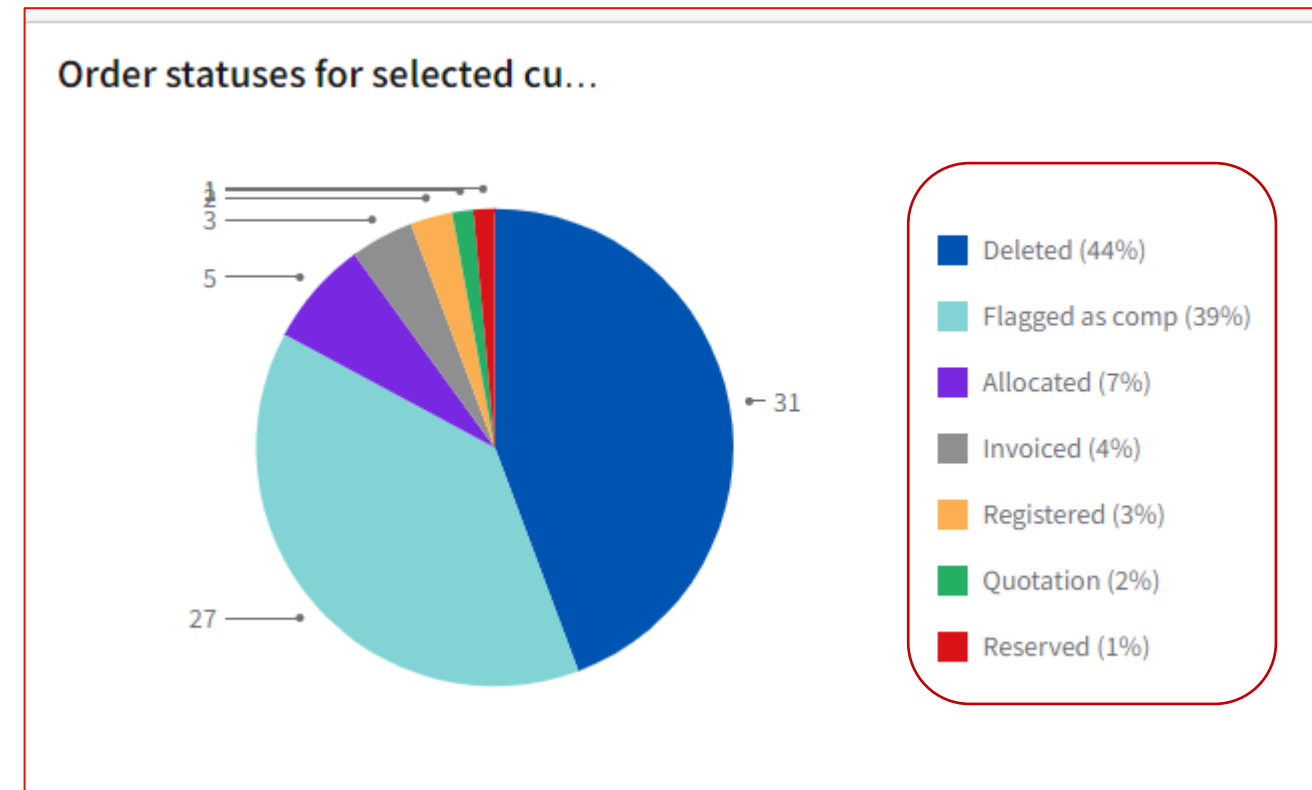
What is Facets

- Facets is a capability within search engines and is a count per value in a specific field based on entered search query
- Is a high-performance solution
- Often used as a filter to find right group of items in a web shop
- Often it includes both a description and the number of records of the specific value based on the other selected filters.
- Examples are from Infor Sales Hub and Systembolaget.se



Additional usage of Facets in M3

- Used both for statistics of selected information as well as fast performing aggregation
- Used in both standard homepages/workspaces and Experience designer apps.



Enhancement to facets in M3

A new API transaction has been delivered

- Includes the description of the facet value
- Default in user language but can be changed by stating a different language
- Uses BROWSEMI to retrieve the description.

The screenshot shows the M3 Metadata Publisher interface. On the left, the 'Test API' configuration panel is visible. The 'Program' is set to 'FACETMI'. The 'Transaction' dropdown is set to 'LstFacetsDescr - List facets with c', which is highlighted with a red box. Below it, there is an unchecked checkbox for 'Include General Transactions'. The 'Input Data' section includes several dropdowns: 'FNAM Alpha(10)' set to 'OOHEAD', 'SQRY Alpha(900)' set to 'CONO:400 RESP:flemik0 csd000!', 'FLNA Alpha(60)' set to 'Filtering of field names', and 'LNCD Alpha(2)' set to 'New field description'. At the bottom of the configuration panel are 'Run' and 'Show as REST' buttons.

On the right, the results of the 'FACETMI: LstFacetsDescr' transaction are displayed in a table. The table has the following columns: No, Facet name, Language co..., Field name, Facet value, Name, and Facet count. The data is as follows:

No	Facet name	Language co...	Field name	Facet value	Name	Facet count
1	Responsible	WRE01AA	RESP	FLEMIK0	Mike Fletcher	794
2	Salesperson	WSM01AA	SMCD	FLEMIK0	Mike Fletcher	678
3	Salesperson	WSM01AA	SMCD	ZZZZ	Robert Jenson	107
4	Salesperson	WSM01AA	SMCD	RALBRE0	Brett Rallings	9
5	Lowest status - ci	WOR09AA	ORSL	90	Deleted	323
6	Lowest status - ci	WOR09AA	ORSL	77	Invoiced	320
7	Lowest status - ci	WOR09AA	ORSL	20	Registered	71
8	Lowest status - ci	WOR09AA	ORSL	99	Flagged as comp	37
9	Lowest status - ci	WOR09AA	ORSL	33	Allocated	11
10	Lowest status - ci	WOR09AA	ORSL	66	Delivered	10
11	Lowest status - ci	WOR09AA	ORSL	44	Picking list	8
12	Lowest status - ci	WOR09AA	ORSL	05	Quotation	6

Facets and Experience designer

Experience designer is creating additional usage of facets

- Drive a selection list including number of records
- Simple drill around to view statistics, use links to details etc
- Browse and only see possible values that also exist in the selected table (requires that browsed field exists as a facet in the used table)

Customer order Facets usage

Name: ADF - Electrical Services Customer ID: 26-3001 Number of orders for this customer: 130	Total number of records in CO headers 8151
Name: Friedrich Raab Customer ID: 49-2001 Number of orders for this customer: 98	
Name: Gilbane Building Company (Bronx) Customer ID: GILBANE-X Number of orders for this customer: 94	
Name: IOL - Hydraulic Machines Customer ID: 26-8001 Number of orders for this customer: 85	
Name: Sandvik Singapore Customer ID: 26-1805516 Number of orders for this customer: 79	
Name: Gilbert Construction Inc Customer ID: Y10001 Number of orders for this customer: 75	
Name: Carrefour US Customer ID: 88010 Number of orders for this customer: 74	
Name: MegaMega Customer ID: GA_003 Number of orders for this customer: 74	
Name: USA Builders Today Customer ID: Y10000 Number of orders for this customer: 74	

Refine search User Default

Responsible

Sales man

Order statuses for selected cus...

Status	Percentage
Invoiced	27%
Picking list	24%
Deleted	23%
Allocated	16%
Registered	5%
Reserved	2%
Delivered	2%
Preliminary	1%

Sales person

Sales person	Percentage
Selina Strohbach	91%
Frank Schlote	9%

Facets and Experience designer

Browse with facets

- Displays only the values that exists in the table (for used search)
- Displays the number of records for each value
- For future it will be possible to select fields to display and override header

Description	Alpha field 7	Field name	Text	Name	U-def fld 1 num
Responsible	WRE01AA	RESP	MICPHI0		1154
Responsible	WRE01AA	RESP	FLEMIK0	Mike Fletcher	947
Responsible	WRE01AA	RESP	BJUHEL0		705
			RALBRE0		566
			MICPHI1		327
			MECUSER		305
			DVOPET0		294

Hide field label

[Advanced options ^](#)

Type

Field	Required	Source	Source field	Value
SQRY	✓	IndexList_Facets	SQRY	CONO:{userContext.CONO} {Form_SearchEntry.SMCD}
FNAM	✓	Click to select source	Click to select source field	OOHEAD
FLNA		Click to select source	Click to select source field	RESP

Facets and search metadata

Fields to be usable as facets

- Part of the search metadata delivered from infor
- Test which fields in a table that can be used as facets via MDP and FACETMI
 - Play with the query field to limit the response to see all facet fields

The screenshot shows the M3 Metadata Publisher interface. The top navigation bar includes 'M3 Metadata Publisher' and 'Warehouse. Open'. Below the navigation are dropdown menus for 'Search', 'M3 API Repository', 'M3 Function', and 'Settings'. The main content area is titled 'test API' and contains several configuration fields:

- Program:** FACETMI
- Transaction:** LstFacetsDescr - List facets with d
- Include General Transactions
- Input Data:**
 - NAME Alpha(10):** OOHEAD
 - QUERY Alpha(900):** CONO:400 RESP:flemik0
 - LNA Alpha(60):** Filtering of field names
 - NCD Alpha(2):** New field description

Buttons for 'Select', 'Run', and 'Show as REST' are visible. On the right, a tab titled 'FACETMI: LstFacetsDescr' displays a table with the following data:

No	Facet name	Language co...	Field name	Facet value
1	Responsible	WRE01AA	RESP	FLEMIK0
2	Salesperson	WSM01AA	SMCD	FLEMIK0
3	Salesperson	WSM01AA	SMCD	ZZZZ
4	Salesperson	WSM01AA	SMCD	RALBRE0
5	Salesperson	WSM01AA	SMCD	COUJAN0
6	Salesperson	WSM01AA	SMCD	JACCHR0
7	Salesperson	WSM01AA	SMCD	LOFDAV0
8	Salesperson	WSM01AA	SMCD	CAITRE0
9	Salesperson	WSM01AA	SMCD	CLACOL0
10	Salesperson	WSM01AA	SMCD	MOSCLA0
11	Salesperson	WSM01AA	SMCD	OVEAND0
12	Lowest status - ci	WOR09AA	ORSL	77



Magnus Tallqvist

Industry & Solution Strategy Director

Magnus.tallqvist@infor.com