

ERPkonsult

Infoteam

Ad-Hoc rapporteringsverktøy, IDM og printfiler




infor

Preferred Delivery
Partner

Agenda for presentasjon



ERPkonsult AS
Hvem er vi?



Ad-hoc rapportering
Hvorfor?



Eksempelcaser
4 scenarier



Spørsmål?

Henrik Ottar Karlsen



- B.A Økad → M.Science



- Forretningskonsulent – sertifisert i finans
- Jobber med logistikk og workflows

Sander Bernhard Olsen



- Ingeniør HIØ.

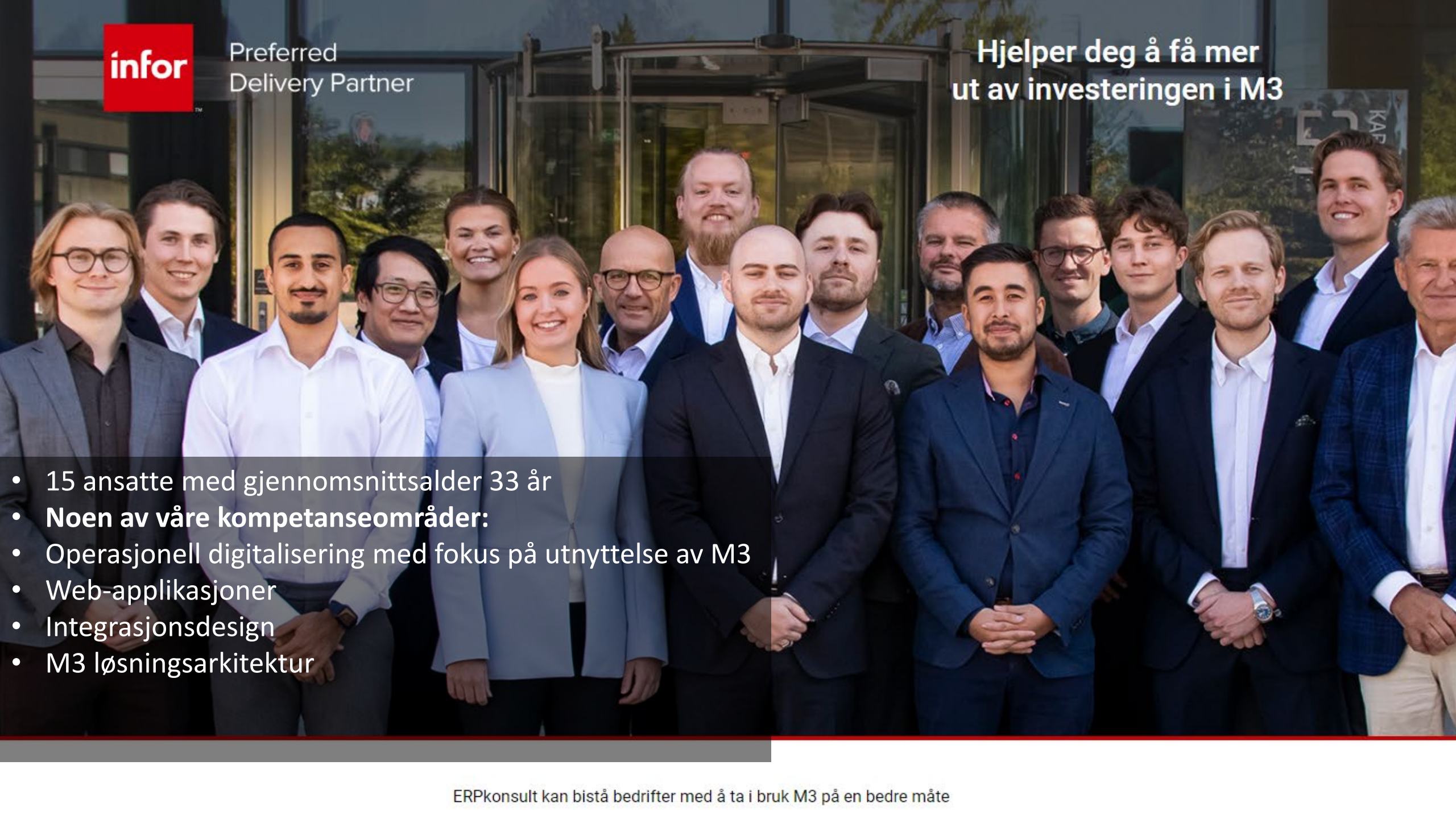


- Interesse for logistikk, M3 og digital effektivisering

The Infor logo, consisting of the word "infor" in white lowercase letters on a red square background.


Preferred
Delivery Partner

Hjelper deg å få mer
ut av investeringen i M3

- 
- A group of 15 diverse business professionals, including men and women of various ethnicities, standing in front of a modern building with large glass windows and a revolving door. They are dressed in professional attire like blazers and shirts.
- 15 ansatte med gjennomsnittsalder 33 år
 - **Noen av våre kompetanseområder:**
 - Operasjonell digitalisering med fokus på utnyttelse av M3
 - Web-applikasjoner
 - Integrasjonsdesign
 - M3 løsningsarkitektur

ERPkonsult kan bistå bedrifter med å ta i bruk M3 på en bedre måte

Hvorfor ta i bruk Ad-hoc rapporter og egendefinerte printfiler?





Ad-hoc rapportering

- Tilgjengeliggjør data i fra M3 i et enklere og mer tydelig format – på egne premisser
 - Hente ut data fra mer enn 9999 linjer
 - Virtuelle felter og hente ut de feltene vi selv ønsker på tvers av tabeller
 - Filtrering og aggregering på egne premisser
 - Vi kan trigge rapportene akkurat når vi ønsker med API på Workspaces og Workflows – men også manuelt.
 - Kjøre planlagte rapporter
 - Brukere kan kjøre skreddersydde uttrekk fra M3 uten SQL kompetanse

Ad-hoc rapporter

- Gir fleksibilitet i form av to ulike designverktøy

Ad hoc rapport designer

Konfigurerbar XML

The screenshot shows the 'CMS100 Ad hoc report designer' interface. It features a top navigation bar with 'Actions', 'Options', 'Related', and 'Tools' menus. Below this, there are input fields for 'Ad hoc report grp' (MITMAS) and 'Ad hoc report' (MITMAS1). The 'Design Options' section includes dropdowns for 'No. filters', 'Selection field', and 'Subtotal', along with 'Aggregation' and 'Virtual fields' buttons. A 'Preview' table is visible at the bottom, showing columns for 'Item number', 'Name', 'Item grp', and 'Itp'.

Item number	Name	Item grp	Itp
Y10034	Product - Daily Planning	Y1010	Z10
Y10035	Product 500 gr from Premix 3	Y1010	Z10
Y10036	Product 1000 gr from Premix 3	Y1010	Z10

The screenshot shows the 'CMS009 XML Structure Section, Open Element' interface. It features a top navigation bar with 'Actions', 'Options', 'Related', and 'Tools' menus. Below this, there are input fields for 'Printer file' (XML structure) and '&CIDMAS_TE' (CIDMAS1). The 'XML section' table is visible, showing columns for 'XML section', 'Element seq no', 'Element type', 'Field', 'Table', 'Description', 'Element name', 'Element ID', and 'Specific value'.

XML section	Element seq no	Element type	Field	Table	Description	Element name	Element ID	Specific value
	4	50	1-Text element		User	ZZUSER		
	4	70	1-Text element		Program	ZZUBPG		
	4	80	1-Text element		Info line 2	ZZROW2		
	4	90	1-Text element		Info line 3	ZZROW3		
	30	1	2-Start element		Row 1	R1		
	30	10	1-Text element	IDSJNO	CIDMAS	Supplier	C2	



Actions ▾ Options ▾ Related ▾ Tools ▾



Search [input] 🔍 [edit] [help] [menu]

Filter Options ^

Sorting order: 1-Item number View: STD01-00-00

Ad hoc rept grp: MITMAS MITMAS
Ad hoc report: MITMAS1 Produktgruppe 1

Save as Save Run report

Design Options

No. filters: 0-No filter Aggregation: 0-No aggregation
Selection field: [input] [input] [input]
Subtotal: 0-No subtotal 0-No subtotal 0-No subtotal
Buttons: Related tables, Virtual fields, Column heading

Preview

Item number	Name	Item grp	ltp	
[input]				[edit]
Y10034	Product - Daily Planning	Y1010	Z10	
Y10035	Product 500 gr from Premix 3	Y1010	Z10	
Y10036	Product 1000 gr from Premix 3	Y1010	Z10	

< Next ▾



CMS009 XML Structure Section. Open Element

Actions ▾ Options ▾ Related ▾ Tools ▾



Filter Options ^

Sorting order: 1-Printer file, XML struct... ▾

View: STD01-01-Standard view... ▾

Printer file

XML structure

&CIDMAS_TE 🔍

CIDMAS1

Apply

Related tables

Virtual fields

Section tables

Field Group

Global seq nr

XML section	Element seq no	Element type	Field	Table	Description	Element name	Element ID	Specific value	
4	60	1-Text element			User	ZZUSER			
4	70	1-Text element			Program	ZZUBPG			
4	80	1-Text element			Info line 2	ZZROW2			
4	90	1-Text element			Info line 3	ZZROW3			
30	1	2-Start element			Row 1	R1			
30	10	1-Text element	IDSUNO	CIDMAS	Supplier	C2			



Display



PDF Printfiler

- Ad-hoc rapport opprettet med XML i CMS006 = Printfil
- Kobler denne printfilen til et mal-dokument i IDM
- Henter ut XML filen fra M3 og legger disse feltene ut i Word ved hjelp av IDM Ad-on fra Infor

☰ Nedlastinger

- [StreamServe-adapter](#)
- [Utdataadministrasjon-tillegg for Word](#)
- [IDM Email-mal](#)
- [IDM Email XML-eksempel](#)



Search Document Management



+ Add Document



Shortcuts



Recently Modified

My Documents

Favorites

Templates

Trash

My Documents &CIDMAS

Save Check Out Download Save as new document Print Add to favorites Copy Delete Archive

Adhoc- CIDMAS.v1.docx (23.76 KB)

Properties **Attributes** File Security History

Printer file * &CIDMAS

Division -

Dokument Variant -

AD-HOC RAPPORT CIDMAS

Dato	<ZZDATE>	
Bruker	<ZZUSER>	
Fil	<ZZPRTF>	
Apne ordre	<R1>	
Ordre:		

Ordre	<C1>
Dato	<C2>

Excel Printfiler

- Ad-hoc rapport opprettet med XML i CMS006 = Printfil
- Kobler denne printfilen til et mal-dokument i IDM
- Laster opp malen vår og kobler Excel arket og tabellnavnet opp mot XML slik at dataen vet hvor den skal legges.

CSV file ctrl	<input type="text" value="1-Single CSV file"/>
Table name	<input type="text"/>
Sheet name	<input type="text"/>
Heading section	<input type="text" value="0-First section printed"/>

Scenarier vi skal igjennom:

1. CMS100 uttrekk
2. Leverandør og kunde oppsummering
3. Økonomirapport ARS515
- 4 . Faresymboler og Matallergener

Scenario 1: Ad-hoc rapport i sin enkleste form

MMS001 Item. Open

Actions ▾ Options ▾ Related ▾ Tools ▾ | + [Icons] | Search [] [Icons]

Filter Options ^

Sorting order: 1-Item number View: F01-01-Standard view fo...

Status: -Blank -Blank
Item type: [] []
Responsible: [] []
Apply

Item number	Itp	Name	Sts	Item grp	U/M	P grp	Itc	Description 2	Resp	Act	
Y10031	Z10	Product 500 gr from Premix 1	20-Released	Y1010	CAS	ZZZZZ		Product 500 gr from Premix 1	FABPRODUCT		
Y10032	Z10	Product 1000 gr from Premix 1	20-Released	Y1010	CAS	ZZZZZ		Product 1000 gr from Premix 1	FABPRODUCT		
Y10033	Z10	Product - Simplified Costing	20-Released	Y1010	CAS	ZZZZZ		Product - Simplified Costing	FABPRODUCT		
Y10034	Z10	Product - Daily Planning	20-Released	Y1010	CAS	ZZZZZ		Product - Daily Planning Using Point in Time Table	FABPRODUCT		
Y10035	Z10	Product 500 gr from Premix 3	20-Released	Y1010	CAS	ZZZZZ		.	FABPRODUCT		
Y10036	Z10	Product 1000 gr from Premix 3	20-Released	Y1010	CAS	ZZZZZ			FABPRODUCT		
Y10037	Z10	Product - Insp. + Aging	20-Released	Y1010	CAS	ZZZZZ		Inspec code = 1, aging including hours and minutes	FABPRODUCT		
Y10038	Z10	Product - Auto Rel. from Insp.	20-Released	Y1010	CAS	ZZZZZ		Inspec code = 0, aging in days and hours	FABPRODUCT		
Y10039	Z10	Prod. from Premix 9 - Autopack	20-Released	Y1010	CAS	ZZZZZ		Prod. from Premix 9 - Packed at Receipt	FABPRODUCT		
Y10040	Z10	Prod. from Premix 9-Pack SSCC	20-Released	Y1010	CAS	ZZZZZ		Prod. from Premix 9 - Packed SSCC Number	FABPRODUCT		
Y10041	Z10	Product 500 gr from Premix 10	20-Released	Y1010	CAS	ZZZZZ		Product 500 gr from Premix 10	FABPRODUCT		

Item/Warehouse
Item/Facility
Alternate Unit of Measure
Alias Number
Item/Supplier
Custom Field
Item pack
Balance Identity
Availability All Warehouses
Material Plan
Next standard view

Display ▾

Scenario 1: Uttrekk av M3 på mer enn 9999 linjer

The screenshot shows the SAP MMS001 Item Open dialog. A modal window titled "Export to Excel" is open, allowing the user to export data to an Excel file. The modal has the following options:

- Rows:**
 - Export currently selected rows
 - Export all rows (A maximum of 9999 rows can be exported)
- Set data format to:**
 - Source Format
 - Target Format
 - Text Only
 - Source Format with Restrictions

Buttons at the bottom of the modal are "Export to Excel" and "Cancel".

The background dialog shows a table of items with the following columns: Item number, Itp, Name, Sts, Item grp, U/M, P grp, Resp, and Act. The table contains 13 rows of data, including items like Y10031, Y10032, Y10033, Y10034, Y10035, Y10036, Y10037, Y10038, Y10039, Y10040, and Y10041.

Filter Options ^
 Sorting order: 1-Ad hoc rept grp ▾ View: STD01-01-Standard view... ▾

Apply

Ad hoc rept grp	Description	Table	Application	Arch library	Single div used	Obj access grp	
<input type="text" value="MITMAS"/>							
AHR	Ad Hoc Report based on OOLINE	OOLINE			<input type="checkbox"/>		
AHR_0	Ad Hoc Report (On-line) based on OOLINE	OOLINE			<input type="checkbox"/>		
CIDMAS	Cidmas	CIDMAS			<input type="checkbox"/>		
CIDMAS_TE	Cidmas_test	CIDMAS			<input type="checkbox"/>		
M3_AACFLY	Aircraft flying hours	AACFLY	MCO		<input type="checkbox"/>		
M3_ACERTH	Approval Tag	ACERTH	MCO		<input type="checkbox"/>		
M3_ACUAAV	Availability per agreement	ACUAAV	MNA		<input type="checkbox"/>		
M3_ACUAGC	Agreement charges	ACUAGC	MNA		<input type="checkbox"/>		
M3_ACUAGH	Agreement header file - servic	ACUAGH	MNA		<input type="checkbox"/>		
M3_ACUAGK	Agreement - Miscellaneous Prices	ACUAGK	MNA		<input type="checkbox"/>		
M3_ACUAGL	Agreement lines	ACUAGL	MNA		<input type="checkbox"/>		
M3_ACUAGM	Agreement line-Invoice split	ACUAGM			<input type="checkbox"/>		
M3_ACUAGN	Agreement line-Discout	ACUAGN			<input type="checkbox"/>		
M3_ACUAGT	Agreement Object	ACUAGT	MNA		<input type="checkbox"/>		

⏪
Display ▾



Actions ▾ Options ▾ Related ▾ Tools ▾



Ad hoc rept grp MITMAS

Detailed Information

Description MITMAS

Name MITMAS

Master table MITMAS Item Master Table

Browse program MMS001

Arch library

Single div used Obj access grp

Max positions 300 Application

Design tool 0-Ad hoc report designer

Export Configurations

Last file name





Filter Options ^

Sorting order: 1-Item number

View: STD01-00-00

Save as Save Run report

Ad hoc rept grp MITMAS MITMAS
Ad hoc report MITMAS1 Produktgruppe 1

Design Options

No. filters 0-No filter Aggregation 0-No aggregation
Selection field MMITGR
Subtotal 0-No subtotal 0-No subtotal 0-No subtotal
Related tables Virtual fields Column heading

Preview

Item group Y1010 - Y1010
Apply

Table with 5 columns: Item number, Name, Item grp, Itp, and an empty column. Rows include items like Y10031, Y10032, Y10033, Y10034, Y10035, and Y10036.

Next



Filter Options ^

Sorting order: 1-Item number

View: STD01-00-00

Save as Save

Run report

Ad hoc rept grp MITMAS MITMAS
Ad hoc report MITMAS1 Produktgruppe 1

Design Options

No. filters 0-No filter Aggregation 0-No aggregation Related tables
Selection field MMITGR Virtual fields
Subtotal 0-No subtotal 0-No subtotal 0-No subtotal Column heading

Preview

Item group Y1010 - Y1010
Apply

Item number	Name	Item grp	Itp
Y10031	Product 500 gr from Premix 1	Y1010	Z10
Y10032	Product 1000 gr from Premix 1	Y1010	Z10
Y10033	Product - Simplified Costing	Y1010	Z10
Y10034	Product - Daily Planning	Y1010	Z10
Y10035	Product 500 gr from Premix 3	Y1010	Z10
Y10036	Product 1000 gr from Premix 3	Y1010	Z10

Next



Filter Options ^

Sorting order: 1-Item number

View: STD01-00-00

Save as Save

Run report



Ad hoc rept grp MITMAS MITMAS
Ad hoc report MITMAS1 Produktgruppe 1

Design Options

No. filters: 0-No filter, Aggregation: 0-No aggregation, Related tables, Selection field: MMITGR, Virtual fields, Subtotal: 0-No subtotal, Column heading

Preview

Item group: Y1010 - Y1010, Apply

Item number	Name	Item grp	Itp	
Y10031	Product 500 gr from Premix 1	Y1010	Z10	
Y10032	Product 1000 gr from Premix 1	Y1010	Z10	
Y10033	Product - Simplified Costing	Y1010	Z10	
Y10034	Product - Daily Planning	Y1010	Z10	
Y10035	Product 500 gr from Premix 3	Y1010	Z10	
Y10036	Product 1000 gr from Premix 3	Y1010	Z10	

Next

Scenario 1: Resultat:

	A	B	C	D	E
1	Item number	Name	Item grp	Itp	
14	Y10031	Product 500 gr from Premix 1	Y1010	Z10	
15	Y10032	Product 1000 gr from Premix 1	Y1010	Z10	
16	Y10033	Product - Simplified Costing	Y1010	Z10	
17	Y10034	Product - Daily Planning	Y1010	Z10	
18	Y10035	Product 500 gr from Premix 3	Y1010	Z10	
19	Y10036	Product 1000 gr from Premix 3	Y1010	Z10	
20	Y10037	Product - Insp. + Aging	Y1010	Z10	
21	Y10038	Product - Auto Rel. from Insp.	Y1010	Z10	
22	Y10039	Prod. from Premix 9 - Autopack	Y1010	Z10	
23	Y10040	Prod. from Premix 9-Pack SSC	Y1010	Z10	
24	Y10041	Product 500 gr from Premix 10	Y1010	Z10	
25	Y10042	Product 500 gr from Premix 10	Y1010	Z10	
26	Y10045	Drum 50L Premix 1 - CW/Sublot	Y1010	Z10	
27	Y10051	Chicken Legs Spicy Fresh 1 kg	Y1010	Z10	
28	Y10052	Chicken Breast Spicy Fresh 1kg	Y1010	Z10	
29	Y10053	Chicken Wings Spicy Fresh 1 kg	Y1010	Z10	
30	Y10054	Chicken Offal Frozen 2 kg	Y1010	Z10	
31	Y10055	Chicken Legs Frozen 1 kg	Y1010	Z10	
32	Y10056	Chicken Breasts Frozen 1 kg	Y1010	Z10	
33	Y10057	Chicken Wings Frozen 1 kg	Y1010	Z10	
34	Y10059	Chicken Breasts Frozen 2 kg	Y1010	Z10	
35	Y10061	Product from Full Mix Premix	Y1010	Z10	
36	Y10062	Product 500 gr - Harv. Meth. 2	Y1010	Z10	

Scenario 2: Onepager for leverandører

- Ønsker å hente ut kontaktinfo og se hvilke ordre som er åpne
- Da oppretter vi en rapport i AHS100/110
- Kobler inn felter og relaterer inn tabeller
- Kobler dokument i IDM opp mot printfilen – PDF

Design tool

0-Ad hoc report designer

0-Ad hoc report designer

1-Configurable XML

Export Configurations

Oppretter rapporten i ASH100 - XML

ASH100 Ad Hoc Report Group. Open

Actions ▾ Options ▾ Related ▾ Tools ▾

Ad hoc rept grp CIDMAS

Detailed Information

Description Cidmas

Name Cidmas

Master table CIDMAS Supplier

Browse program CRS620

Arch library

Single div used

Obj access grp

Application

Design tool 1-Configurable XML

Export Configurations

Last file name

◯ ◯ ● ◯

< Next

Oppretter rapporten i ASH100 - XML

Menu: Actions ▾ Options ▾ Related ▾ Tools ▾ | + ✖ ✎ 🗑️ 📄 🗑️ 🔄 📄 | 🗄️

Header: CMS006 XML Structure. Open

Search: Search 🔍

Filter Options ^

Sorting order: 1-Printer file, XML struct... ▾ View: STD01-01-Standard view... ▾

Apply

Printer file	XML structure	Format	Description	Variant	Specific value
&CIDMAS					
&CIDMAS	CIDMAS	2-M3 standard report	Tilfeldig rapport	1	MDS_GenericDocument
&CIDMAS_TE	CIDMAS	2-M3 standard report	Tilfeldig rapport	1	MDS_GenericDocument
&CIDMAS_TE	CIDMAS1	2-M3 standard report	Ad Hoc Report	1	MDS_GenericDocument
&MHDISH	FØLGESEDEL	2-M3 standard report	Ad Hoc Report	1	MDS_GenericDocument
APS113PF	M3_STD_01-01	2-M3 standard report	Confirmation list. Open Pymt Approved Su	1	MDS_GenericDocument
APS135PF	M3_STD_01-01	2-M3 standard report	Suppl Payment Proposal. Create	1	MDS_GenericDocument
APS136PF	M3_STD_01-01	2-M3 standard report	Error report for supplier payment propos	1	MDS_GenericDocument
APS139PF	M3_STD_01-01	2-M3 standard report	Suppl Payment Proposal. Print	1	MDS_GenericDocument
APS141PF	M3_STD_01-01	1-M3 standard document	Check	1	
APS141PF	M3_STD_02-01	1-M3 standard document	US1 - US checks	2	MDS_GenericDocument
APS141PF	M3_STD_03-01	1-M3 standard document	Cheque	3	MDS_GenericDocument
APS141PF	M3_STD_04-01	1-M3 standard document	Switzerland	4	MDS_GenericDocument
APS161PF	M3_STD_01-01	2-M3 standard report	PAYMENT ORDER	1	MDS_GenericDocument
APS162PF	M3_STD_01-01	1-M3 standard document	Payment advice	1	MDS_GenericDocument

XML Structure. Open Section

Display ▾

Lager rapporten ved relatering av tabeller

☰ CMS009 XML Structure Section. Open Element

Actions ▾ Options ▾ Related ▾ Tools ▾ | + ✕ ↶ ↷ 🗑️ 🔄 📄 | 📄 ? ▾ ☰

Filter Options ^
Sorting order: 1-Printer file, XML struct... ▾ View: STD01-01-Standard view... ▾

Printer file: &CIDMAS 🔍 XML structure: CIDMAS

Apply
Related tables Virtual fields Section tables Field Group Global seq nr

XML section	Element seq no	Element type	Field	Table	Description	Element name	Element ID	Specific value	
	30	1-Text element			Row 1	ZEROWS			🔗
30	1	2-Start element			Row 1	R1			
30	10	1-Text element	IDSUNO	CIDMAS	Leverandør	C1			
30	11	1-Text element	IDPHNO	CIDMAS	Telefonnummer 1	C2			
30	12	1-Text element	IISUCL	CIDVEN	Supplier group	C3			
30	13	1-Text element	F1DAT1	CUGEX1	Ref field for date	C4			
30	1000	3-End element			Row 1				
110	1	2-Start element			Row 1	R1			
110	10	1-Text element	IAPUNO	MPHEAD	Purchase order number	C1			
110	11	1-Text element	IAPUDT	MPHEAD	Order date	C2			
110	1000	3-End element			Row 1				

⏪ Display ▾

Kobler rapporten mot malen i IDM

Search Document Management

+ Add Document

Shortcuts

Recently Modified

My Documents

Favorites

Templates

Trash

My Documents &CIDMAS

Save Check Out Download Save as new document Print Add to favorites Copy Delete Archive

Adhoc- CIDMAS.v1.docx (23.76 KB)

Properties Attributes File Security History

Printer file * &CIDMAS

Division -

Dokument Variant -

AD-HOC RAPPORT CIDMAS

Dato	<ZZDATE>	
Bruker	<ZZUSER>	
Fil	<ZZPRTF>	
Apne ordre	<R1>	
Ordre:		

Ordre	<C1>
Dato	<C2>

Scenario 2: Utdrag på leverandør som viser åpne ordre

ERPkonsult AS

CMS009 XML Structure Section. Open Element

Actions Options Related Tools

Printer file XML structure

&CIDMAS CIDMAS

Apply

Related tables Virtual fields Section tables Field Group Global seq nr

XML section	Element seq no	Element type	Field	Table	Description	Element name	Element ID	Specific value
	30	2-Start element			Row 1	R1		
	30	1-Text element	IDSUNO	CIDMAS	Leverandør	C1		
	30	1-Text element	IDPHNO	CIDMAS	Telefonnummer 1	C2		
	30	1-Text element	IISUCL	CIDVEN	Supplier group	C3		
	30	1-Text element	F1DAT1	CUGEX1	Ref field for date	C4		
	30	3-End element			Row 1			
	110	2-Start element			Row 1	R1		
	110	1-Text element	IAPUNO	MPHEAD	Purchase order number	C1		
	110	1-Text element	IAPUDT	MPHEAD	Order date	C2		
	110	3-End element			Row 1			



KONTAKTINFORMASJON	
Mail	Henrik@erpkonsult.no
Tlf:	97506154
Kontaktperson	Henrik Ottar Karlsen
Adresse	Karenslyst Alle 53

Åpne ordre:

Ordrenummer	1000021
Dato	2024.03.27

Ordrenummer	1000022
Dato	2024.04.12

Ordrenummer	1000023
Dato	2024.04.14

Ordrenummer	1000024
Dato	2024.04.16

Ordrenummer	1000025
Dato	2024.04.19

Scenario 2: Onepager for kunde

- Ønsker å hente ut kontaktinfo og se illustrere ut antall ordre kvartalsvis
- Da oppretter vi en rapport i AHS100/110
- Kobler inn felter og relaterer inn tabeller i CMS006/009
- Kobler dokument i IDM – Excel

Shortcuts

Recently Modified

My Documents

Favorites

Templates

Trash

Recently Modified No name

- Save
- Check In
- Discard Check Out
- Download
- Save as new document
- Print
- Add to favorites
- Copy
- Delete
- Archive
- Send in email

Mal excel rapport.xlsx (21.20 KB)

Checked out by me

- Properties
- Attributes
- File
- Security
- History

The preview shows an Excel spreadsheet with two main sections. On the left is a table titled 'KONTAKTINFORMASJON' with columns for 'Mail', 'Tlf.', 'Kontaktperson', and 'Adresse'. On the right is a pie chart titled 'Sum ordre kvartalsvis' with the subtitle 'Fargesortert fordeling som viser summert ordrentall kvartalsvis'. The pie chart is divided into four segments: 25% (blue), 25% (orange), 25% (green), and 25% (red).



Click here or drag n drop to add file

The file has been selected. Please press the save button to save the changes or select another file

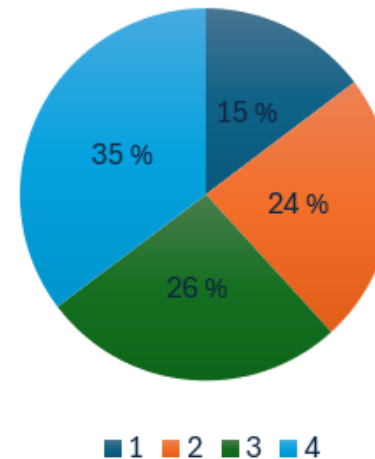
Accounting Entity	<input type="text"/>
Company	<input type="text"/>
Division	<input type="text"/>
Printer File	@OCUSMA
Job Number	<input type="text"/>
User	<input type="text"/>
UserDefined1	<input type="text"/>
MDS_Owners	<input type="button" value="+"/>

Scenario 2: Utdrag på kunde som viser sum på ordre kvartalvis og kontaktinfo

	A	B	C	D	E	F	G	H	I	J
1										
2										
3										
4	KONTAKTINFORMASJON									
5	Kunde	ERPKonsult AS								
6	Mail	Henrik@erpkonsult.no								
7	Tlf:	97506154								
8	Kontaktperson	Henrik Ottar Karlsen								
9	Adresse	Karenlyst alle 43								
10										
11										
12										
13										
14										
15										

Sum ordre kvartalvis

Fargesortert
fordeling som
viser summert
ordrentall
kvartalvis



Scenario 3: ARS515 - økonomirapport

The screenshot displays the SAP Fiori 'General Ledger' dashboard. The interface is organized into several widgets:

- My regular tasks:** A list of tasks including 'Interrupted jobs', 'Jobs in error', 'Check internal transactions', 'System monitors', 'Journal vouchers', 'Bank reconciliation', and 'GL Balances'.
- System monitors:** A table with columns 'Monitor ID', 'Key/result', and 'Status'. The table is currently empty, displaying 'No data available'.
- My M3 messages:** A list of messages with details such as 'Output file distribution error' and 'Start workflow', each with an 'Action Date'.
- My monthly tasks:** A list of tasks including 'ECB Exchange Rates', 'Update M3 Exchange Rates', 'Period account entries', 'Recurring vouchers', 'Exchange rate variances', 'Balance list/sheet', and 'Profit and Loss report'.
- My menu:** A list of application areas such as 'EDA - Experience Designer Applications', 'SMS - Sales and Marketing Automation', 'SLS - Sales Management', 'EQM - Equipment Quotation Management', 'MNT - Maintenance Order Management', 'SRV - Service Management', 'RTM - Rental Management', 'FIC - Financial Controlling', 'FIM - Financial Accounting', 'MAN - Manufacturing Execution', and 'MAI - Maintenance Management'.
- Notification List:** A list of notifications with details like 'Opprettet post i OIS071 for HOI-30000' and 'Starter den?'.
- My links:** A list of links including 'IA Web Portal', 'M3 User Documentation Infocenter', 'Infor Support Portal', 'Infor Company Website', 'Infor Concierge Login Page', and 'Infor Ming.le and Cloud Services Information'.

Standard printfil:



Infor M3 F&B
Infor M3 Food & Beverage (780/AAA)

AR Pmt Forecast/Age Distribut. Print

Start date	Start time
4/11/24	2:21 AM
User	Program
HKARL	ARS515 / ARS516PF

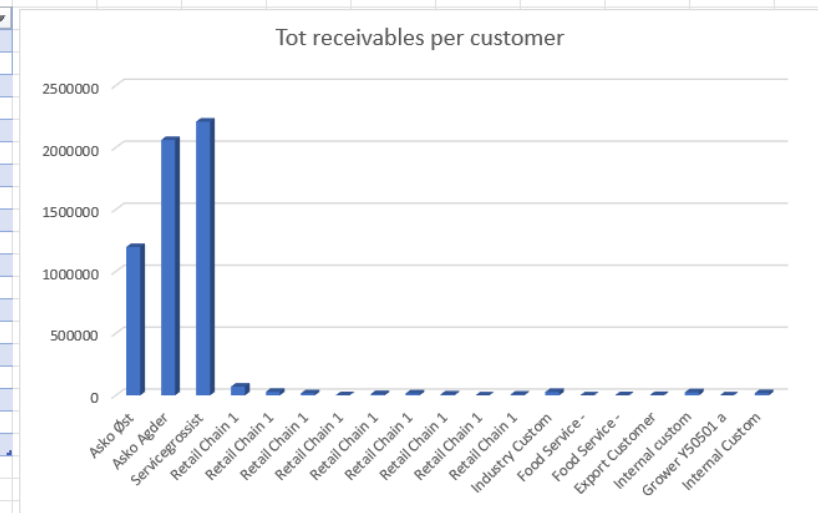
Customer	Name	Tot receivables	Curr	Overdue	Index	0 - 7 Days	8 - 14 Days	Overdue payments 15 - 21 Days	22 - 30 Days	31 - 60 Days	> 60 Days
HOI-20000	Asko Øst	1,197,372.00	NOK	1,197,372.00	1.00	81,103.20	25,944.00			732,974.40	357,350.40
** Payer	HOI-20000	1,197,372.00	NOK	1,197,372.00	1.00	81,103.20	25,944.00	0.00	0.00	732,974.40	357,350.40
HOI-20001	Asko Agder	2,061,017.60	NOK	2,061,017.60	1.00	340,634.40				426,996.80	1,287,386.40
** Payer	HOI-20001	2,061,017.60	NOK	2,061,017.60	1.00	346,634.40	0.00	0.00	0.00	426,996.80	1,287,386.40
HOI-50000	Servicegrossist	2,208,964.80	NOK	2,208,964.80	1.00	52,668.00			839,496.00		1,310,800.80
** Payer	HOI-50000	2,208,964.80	NOK	2,208,964.80	1.00	52,668.00	0.00	0.00	839,496.00	0.00	1,316,800.80
Y11000	Retail Chain 1	71,292.29	NOK	71,292.29	1.00						71,292.29
Y11100	Retail Chain 1	29,677.54	NOK	29,677.54	1.00						29,677.54
Y11200	Retail Chain 1	16,805.05	NOK	16,805.05	1.00						16,805.05
Y11300	Retail Chain 1	1,275.57	NOK	1,275.57	1.00						1,275.57
Y12000	Retail Chain 1	10,393.86	NOK	10,393.86	1.00						10,393.86
** Payer	Y10000	129,444.31	NOK	129,444.31	1.00	0.00	0.00	0.00	0.00	0.00	129,444.31
Y11000	Retail Chain 1	15,500.00	NOK	15,500.00	1.00						15,500.00
** Payer	Y11000	15,500.00	NOK	15,500.00	1.00	0.00	0.00	0.00	0.00	0.00	15,500.00
Y11200	Retail Chain 1	7,428.08	NOK	7,428.08	1.00						7,428.08
** Payer	Y11200	7,428.08	NOK	7,428.08	1.00	0.00	0.00	0.00	0.00	0.00	7,428.08
Y12000	Retail Chain 1	500.00	NOK	500.00	1.00						500.00
Y12200	Retail Chain 1	6,150.00	NOK	6,150.00	1.00						6,150.00
** Payer	Y12000	6,650.00	NOK	6,650.00	1.00	0.00	0.00	0.00	0.00	0.00	6,650.00
Y20000	Industry Custom	27,301.48	NOK	27,301.48	1.00						27,301.48
** Payer	Y20000	27,301.48	NOK	27,301.48	1.00	0.00	0.00	0.00	0.00	0.00	27,301.48
Y30000	Food Service -	286.14	NOK	286.14	1.00						286.14
Y30001	Food Service -	1,079.08	NOK	1,079.08	1.00						1,079.08
** Payer	Y30000	1,365.22	NOK	1,365.22	1.00	0.00	0.00	0.00	0.00	0.00	1,365.22
Y40000	Export Customer	3,249.34	NOK	3,249.34	1.00						3,249.34

Egendefinert Excel fil

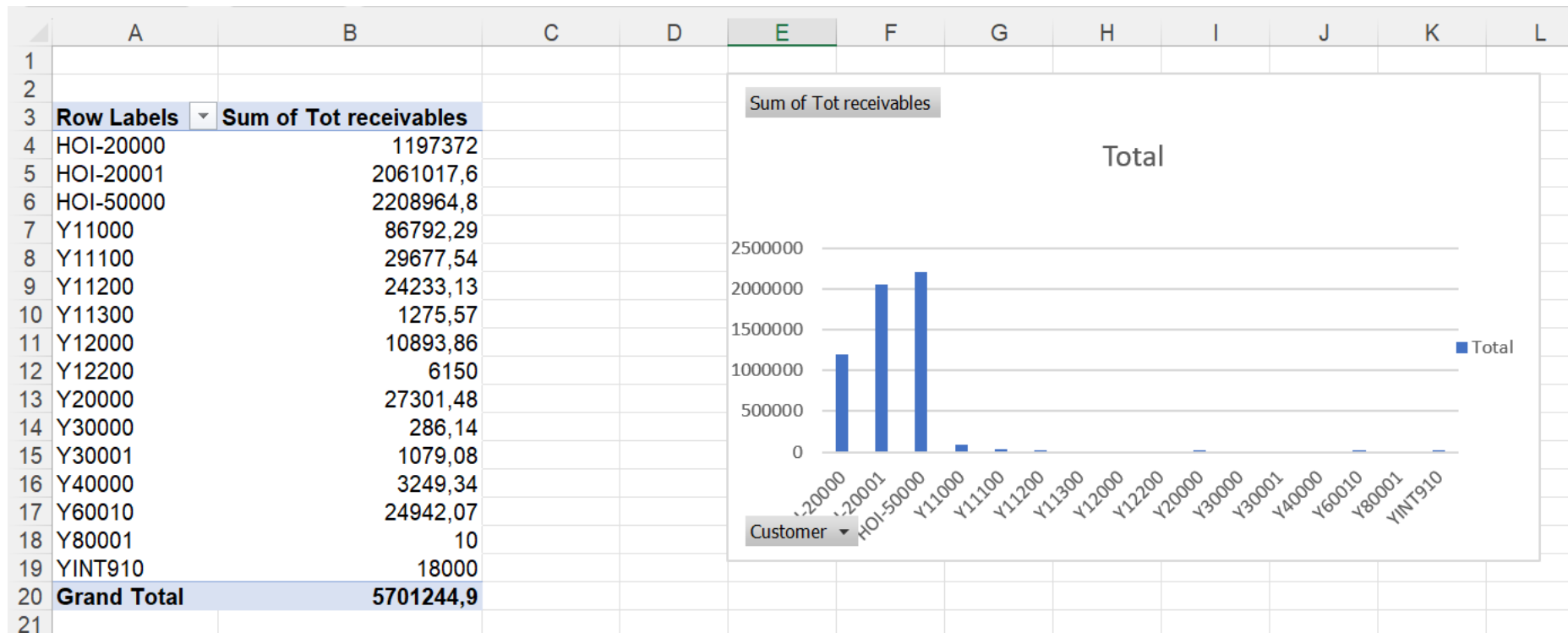
ERPkonsult

Aldersfordelt Saldoliste Kundefordringer

Customer	Name	Tot receivable	Curr	Overdue	Index	0 - 7 Days	8 - 14 Days	15 - 21 Days	22 - 30 Days	31 - 60 Days	> 60 Days	Cgr
HOI-20000	Asko Øst	1197372	NOK	1197372	1	81103,2	25944			732974,4	357350,4	Y10
HOI-20001	Asko Agder	2061017,6	NOK	2061017,6	1	346634,4				426996,8	1287386,4	Y10
HOI-50000	Servicegrossist	2208964,8	NOK	2208964,8	1	52668		839496			1316800,8	Y10
Y11000	Retail Chain 1	71292,29	NOK	71292,29	1						71292,29	Y10
Y11100	Retail Chain 1	29677,54	NOK	29677,54	1						29677,54	Y10
Y11200	Retail Chain 1	16805,05	NOK	16805,05	1						16805,05	Y10
Y11300	Retail Chain 1	1275,57	NOK	1275,57	1						1275,57	Y10
Y12000	Retail Chain 1	10393,86	NOK	10393,86	1						10393,86	Y10
Y11000	Retail Chain 1	15500	NOK	15500	1						15500	Y10
Y11200	Retail Chain 1	7428,08	NOK	7428,08	1						7428,08	Y10
Y12000	Retail Chain 1	500	NOK	500	1						500	Y10
Y12200	Retail Chain 1	6150	NOK	6150	1						6150	Y10
Y20000	Industry Custom	27301,48	NOK	27301,48	1						27301,48	Y70
Y30000	Food Service -	286,14	NOK	286,14	1						286,14	Y30
Y30001	Food Service -	1079,08	NOK	1079,08	1						1079,08	Y30
Y40000	Export Customer	3249,34	NOK	3249,34	1						3249,34	Y50
Y60010	Internal custom	24942,07	NOK	24942,07	1						24942,07	ZZZ
Y80001	Grower Y50501	10	NOK	10	1						10	Y80
YINT910	Internal Custom	18000	NOK	18000	1						18000	INT



Alt av standard Excel funksjonalitet kan brukes



Oppsummering;

- Ad-hoc rapportering åpner for uttrekk og rapporter på akkurat det vi ønsker å se på til egne premisser
- Vi kan få ut data rett i Excel, men vi kan også bygge maler i Excel og Word
- Vi kan trigge disse rapportene og uttrekkene når vi selv ønsker manuelt, eller ved å bruke API gjennom for eksempel workspaces eller workflows

Scenario 4: GHS koder på egen etikett med beskrivelse

- Problemstilling;
 - Printe et dokument som inneholder artikkelinformasjon, LOT nummer, GHS koder med beskrivelse
- Forholde seg til dynamiske verdier;
 - Ulike artikler har ulik sammensetning av GHS koder som vil si at etiketten må designes så den tåler ulike bildedesign og varierende tekstlengder





GHS01 Explosive



GHS04 Compressed Gas



GHS07 Harmful



GHS02 Flammable



GHS05 Corrosive



GHS08 Health Hazard



GHS03 Oxidizing



GHS06 Toxic



GHS09 Environmental Hazard

Sette verdier på artiklene (MMS001)

MMS001 Item. Open

Actions Options Related Tools + [Icons]

Search [Search] [Icons]

Filter Options ^

Sorting order: 1-Item number View: F01-01-Standard view fo...

Status: -Blank -Blank
Item type: Q? Q?
Responsible: Q? Q?

Apply

Item number	Itp	Name	Sts	Item grp	U/M	P grp	Itc	Description 2	Resp
Y10031	Z10	Product 500 gr from Premix 1	20-Released	Y1010	CAS	ZZZZZ		Product 500 gr from Premix 1	FABPRODUC
Y10032	Z10	Product 1000 gr from Premix 1	20-Released	Y1010	CAS	ZZZZZ		Product 1000 gr from Premix 1	FABPRODUC
Y10033	Z10	Product - Simplified Costing	20-Released	Y1010	CAS	ZZZZZ		Product - Simplified Costing	FABPRODUC
Y10034	Z10	Product - Daily Planning	20-Released	Y1010	CAS	ZZZZZ		Product - Daily Planning Using Point in Time Table	FABPRODUC
Y10035	Z10	Product 500 gr from Premix 3	20-Released	Y1010	CAS	ZZZZZ		.	FABPRODUC
Y10036	Z10	Product 1000 gr from Premix 3	20-Released	Y1010	CAS	ZZZZZ			FABPRODUC
Y10037	Z10	Product - Insp. + Aging	20-Released	Y1010	CAS	ZZZZZ		Inspec code = 1, aging including hours and minutes	FABPRODUC
Y10038	Z10	Product - Auto Rel. from Insp.	20-Released	Y1010	CAS	ZZZZZ		Inspec code = 0, aging in days and hours	FABPRODUC
Y10039	Z10	Prod. from Premix 9 - Autopack	20-Released	Y1010	CAS	ZZZZZ		Prod. from Premix 9 - Packed at Receipt	FABPRODUC
Y10040	Z10	Prod. from Premix 9-Pack SSCC	20-Released	Y1010	CAS	ZZZZZ		Prod. from Premix 9 - Packed SSCC Number	FABPRODUC

Item/Warehouse
Item/Facility
Alternate Unit of Measure
Alias Number
Item/Supplier
Custom Field
Item pack
Balance Identity
Availability All Warehouses
Material Plan

Connect Location
Connect Location Type
Packages
Assortments

Next standard view
MMS015
MMS015 - Enhetstype

Display

MMS001/B Infor F&B 780 Infor M3 Food & Beverage (780/AAA)



GHSKODE 1-9



CUGEX-felt (CMS006 – CMS009)

CMS009 XML Structure Section. Open Element

Printer file: MMS501PF XML structure: CUS_M3_01-01

Sorting order: 1-Printer file, XML struct... View: STD01-01-Standard view...

Related tables Virtual fields Section tables Field Group


XML section	Element seq no	Element type	Field	Table	Description	Element name	Element ID	Specific value
1	1	1-Text element			Company	ZZCONO		
1	2	1-Text element			User division	ZZDIVI		
1	3	1-Text element			Start date	ZZDATE		
1	4	1-Text element			Start time	ZZTIME		
1	5	1-Text element			User	ZZUSER		
1	6	1-Text element			Job no	ZZBJNO		
1	7	1-Text element			Printer file	ZZPRTF		
1	8	1-Text element			File name	ZZFILE		
1	9	1-Text element			Service ID	ZZSIID		
3	1	1-Text element			Printer file	ZZPRTF		
3	2	1-Text element			Variant	ZZXMLT		

Display

CMS009/B1 Infor F&B 780 Infor M3 Food & Beverage (780/AAA)



GHSKODE 1-9





Word add-in





Search Document Management



+ Add Document


Shortcuts

- Recently Modified
- My Documents
- Favorites
- Templates
- Trash

Recently Modified

Select all | 15 matching documents | Sort Results | Save Search


<input type="checkbox"/>		LogoMedium Document Type File Created By CLIENTID-A66D83283023C7D7F54110909FC3E85B	Created Date 18.09.2023, 10:19:24 Modified Date 17.04.2024, 07:41:52
<input type="checkbox"/>		2024200000036 Document Type Customer Invoice Created By	Created Date 17.04.2024, 07:37:18 Modified Date



Control Center

Infor Document Management version 2024.04.01-01
<https://idm.eu1.inforcloudsuite.com/ca/client/>

</> Development

- JAVA Resources
- .NET Resources
- Downloads 
- Examples

✔ System Health

- Health Check
- Self Healing

☰ Document Output

- Job Management
- Print

Downloads

[Back to Documents](#)

- [StreamServe adapter](#)
- [Output Management Word Add-in](#)
- [IDM Email Template](#)
- [IDM Email XML Example](#)



Navigation icons: list view, mail, help, and share.

Generate PDF Document Validation Content Source Document Navigator Property Editor Settings About

Infor Document Management Tasks

M Content Sour...

File IDM Image Value Concatenation

nd 0 matches

Show value as Tooltip

p as

ent

Set Print Layout View Import...

Empty document content area with a vertical cursor.

IDM Property Editor

Selected Control Properties Selected Control JSON Usage Finder

Image XPath ...

IDM XQuery ...

Template XPath ...

Template XQuery ...

Value Type

PDF417 Columns Keep Image size

Image Resolution Adjust Image Ratio

Use Exif Orientation

Label XPath

Use this locale when formatting value

Custom Locale

Input Locale

Output Format

UTC OffSet

Related TimeInputFormat

Related TimeField

IDM Settings

Server Settings | Tool Settings | Document Properties | Support | About

Tenant Id ERPKONSULT_TRN
Authentication Mode SAML
Authentication Status You need to login
Server Call Timeout 2 minutes

IDM Service URL (Required)

Verify

Login URL (Required)

Login



BRUKERNAVN


PASSORD

Logg på

[Glemt passord | Kontakt oss](#)

- Shortcuts
- Recently Modified
- My Documents
- Favorites
- Templates
- Trash

Search Results MMS501PF



Save Check Out Download Save as new document Print Add to favorites Copy Delete Archive Send in email Refresh

MMS501PF Item Put-away Label v2.d... (3.70 MB)



Properties Attributes File Security History

Document Type	M3 Layout
Internal ID	68
Version	10
Checked Out By	-
Checked Out Date	-
Modified By	Henrik Ottar Karlsen
Modified Date	12.12.2023, 06:56:22
Created By	Tor Andre Svihus
Created Date	17.11.2023, 07:26:26
Filename	MMS501PF Item Put-away Label v2.docx
Size	3883546
ID	95420741-6bee-4db9-80e7-452e1bfd1cef

Infor Document Management Tasks

- Generate PDF
- Document Validation
- Content Source
- Document Navigator
- Property Editor
- Settings
- About

Content Source

File IDM Image Value Concatenation Signature Template

Find 0 matches

- ZZPRTF
- ZZXMLT
- ZZXMLD
- ZZCSVN
- Formatting
- Header
- DocumentHeader
 - @Label = 'Document header'
 - MMITNO
 - VFITDS
 - MMFUDS
 - VFUSD1
 - VFUSD2

Show value as Tooltip

Print as

Content

<Item number>	<Name>	
<MMITNO>	<VFITDS>	
<Description 2>		
<MMFUDS>		

IDM Property Editor

Selected Control Properties Selected Control JSON

Related TimeInputFormat

Related TimeField

Don't Hide
 Hide control if value XPath result is empty
 Hide control if XPath condition result is true

XPath Condition

Hide control if Image XQuery result is empty

Recipient

Add Running Total

Generate PDF, Document Validation, Content Source, Document Navigator, Property Editor, Settings, About

Infor Document Management Tasks

Content Source

File | IDM Image | Value Concatenation | Signature | Template

Find 0 matches

- ZZPRTF
- ZZXMLT
- ZZXMLD
- ZZCSVN
- Formatting
- Header
- DocumentHeader
 - @Label = 'Document header'
 - MMITNO
 - VFITDS
 - MMFUDS
 - VFUSD1
 - VFUSD2

Show value as Tooltip

Print as: Plain Text

Content: Select and import recent content file here

Set Print Layout View Import...

<Item number>	<Name>	
<MMITNO>	<VFITDS>	
<Description 2>		
<MMFUDS>		

IDM Property Editor

Selected Control Properties | Selected Control JSON

Related TimeInputFormat

Related TimeField

Don't Hide

Hide control if value XPath result is empty

Hide control if XPath condition result is true

XPath Condition

Recipient

Add Running Total

Generate PDF Document Validation Content Source Document Navigator Property Editor Settings About

Infor Document Management Tasks

Content Source

File IDM Image Value Concatenation Signature Template

Found 0 matches

- VFUSD5
- VFRGDT
- VFRGTM
- VFRESP
- Custom
 - VFGHS1**
 - VFGHS2
 - VFGHS3
- F3A030
- F3A130
- F3A230
- F3A330
- F3A530

Show value as Tooltip

Import as Plain Text

Content Select and import recent content file here

<Item number> <Name>
<MMITNO> <VFITDS>

<Description 2>
<MMFUDS>

IDM Property Editor

Selected Control Properties Selected Control JSON Usage Finder

Image XPath

IDM XQuery

Template XPath

Template XQuery

Value Type

PDF417 Columns Keep Image size

Image Resolution Adjust Image Ratio

Use Exif Orientation

Label XPath

Use this locale when formatting value

Custom Locale

Input Locale

Output Format

UTC OffSet

Related TimeInputFormat

Related TimeField

Generate PDF Document Validation Content Source Document Navigator Property Editor Settings About

Infor Document Management Tasks

Content Source

File IDM Image Value Concatenation Signature Template

Find 0 matches

- VFUSD5
- VFRGDT
- VFRGTM
- VFRESP
- Custom
 - VFGHS1**
 - VFGHS2
 - VFGHS3
- F3A030
- F3A130
- F3A230
- F3A330
- F3A530

Show value as Tooltip

Import as Plain Text

Content Select and import recent content file here

Set Print Layout View Import...

<Item number>	<Name>
<MMITNO>	<VFITDS>
<Description 2>	
<MMFUDS>	

IDM Property Editor

Selected Control Properties Selected Control JSON Usage Finder

Image XPath

IDM XQuery

Template XPath

Template XQuery

Value Type

PDF417 Columns Keep Image size

Image Resolution Adjust Image Ratio

Use Exif Orientation

Label XPath

Use this locale when formatting value

Custom Locale

Input Locale

Output Format

UTC OffSet




Related TimeInputFormat

Related TimeField

- Shortcuts
- Recently Modified
- My Documents
- Favorites
- Templates
- Trash

Search Results MMS501PF X

Select all | 10 matching documents | Sort Results | Save Search

<input type="checkbox"/>		GHS09 Document Type GHS_kode Created By Henrik Ottar Karlsen	Created Date 24.11.2023, 07:25:57 Modified Date 24.11.2023, 08:59:07
<input type="checkbox"/>		GHS08 Document Type GHS_kode Created By Henrik Ottar Karlsen	Created Date 24.11.2023, 07:25:41 Modified Date 24.11.2023, 08:58:58
<input type="checkbox"/>		GHS07 Document Type GHS_kode Created By Henrik Ottar Karlsen	Created Date 24.11.2023, 07:25:27 Modified Date 24.11.2023, 08:58:49

Generate PDF Document Validation Content Source Document Navigator Property Editor Settings About

Infor Document Management Tasks

Content Source

File IDM Image Value Concatenation Signature Template

Find 0 matches

- VFUSD5
- VFRGDT
- VFRGTM
- VFRESP
- Custom
 - VFGHS1**
 - VFGHS2
 - VFGHS3
- F3A030
- F3A130
- F3A230
- F3A330
- F3A530

Show value as Tooltip

Import as Plain Text

Content Select and import recent content file here

Set Print Layout View Import...

<Item number>	<Name>
<MMITNO>	<VFITDS>
<Description 2>	
<MMFUDS>	

IDM Property Editor

Selected Control Properties Selected Control JSON Usage Finder

Image XPath

IDM XQuery

Template XPath

Template XQuery

Value Type

PDF417 Columns Keep Image size

Image Resolution Adjust Image Ratio

Use Exif Orientation

Label XPath

Use this locale when formatting value

Custom Locale

Input Locale

Output Format

UTC OffSet

Related TimeInputFormat

Related TimeField

Content Source

File IDM Image Value Concatenation Signature Template

Find 0 matches

- VFUSD5
- VFRGDT
- VFRGTM
- VFRESP
- Custom
 - VFGHS1**
 - VFGHS2
 - VFGHS3
- F3A030
- F3A130
- F3A230
- F3A330
- F3A530

Show value as Tooltip

Import as

Content



IDM Property Editor

Selected Control Properties Selected Control JSON Usage Finder

Image XPath

IDM XQuery

Template XPath

Template XQuery

Value Type

PDF417 Columns Keep Image size

Image Resolution Adjust Image Ratio

Use Exif Orientation

Label XPath

Use this locale when formatting value

Custom Locale

Input Locale

Output Format

UTC OffSet

Related TimeInputFormat

Related TimeField

ARTIKKEL

BRA156

ARTIKKELNAVN

BRANNSLUKNINGSAPPARAT

LOTNUMMER

PRDNUMMER



**Farlig ved svelging.
Irriterer huden.
Gir alvorlig øyeskade.
Kan forårsake organskader**

ARTIKKEL
ARTIKKELNAVN
LOTNUMMER
PRDNUMMER

BRA156
BRANNSLUKNINGSAPPARAT



**Farlig ved svelging.
Irriterer huden.
Gir alvorlig øyeskade.
Kan forårsake organskader**

ARTIKKEL
ARTIKKELNAVN
LOTNUMMER
PRDNUMMER


BL3780
SALMIAKK
LOTNUMMER
Ordre-nr



**Ekstremt brannfarlig væske og damp.
Kan være dødelig ved svelging om det
kommer ned i luftveiene.
Irriterer huden.
Kan forårsake døsighet eller svimmelhet.**



XML fra M3



Word Add-in



Dokumentet lastes opp i IDM



GHS bilder i IDM



Oppsummering;

- Vi kan bygge dokumenter slik vi selv ønsker ved å ta i bruk Ad-hoc rapporter.
- Vi kan lage enkle uttrekk eller rapporter via CMS100, men også mer omfattende rapporter med Word/Excel maler ved XML Konfigurering
- IDM er et viktig verktøy å ta i bruk når vi jobber med printfiler i M3
- Behov for tilpasning av dokumenter

Henrik@erpkonsult.no

Sander@erpkonsult.no

Spørsmål?

