


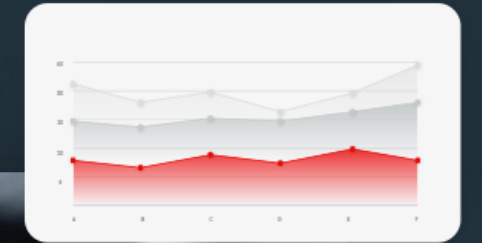
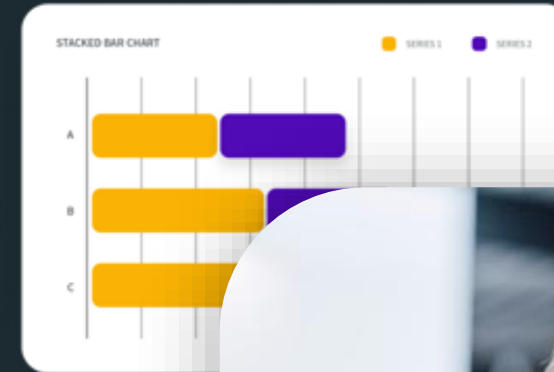


Infoteam Tips & Trix

Interactive Program Service

Mathias Andersson
Infor Solution Consulting

2024.06



TECHNOLOGY



Interactive Program Service (IPS)



What is it



When and how to use



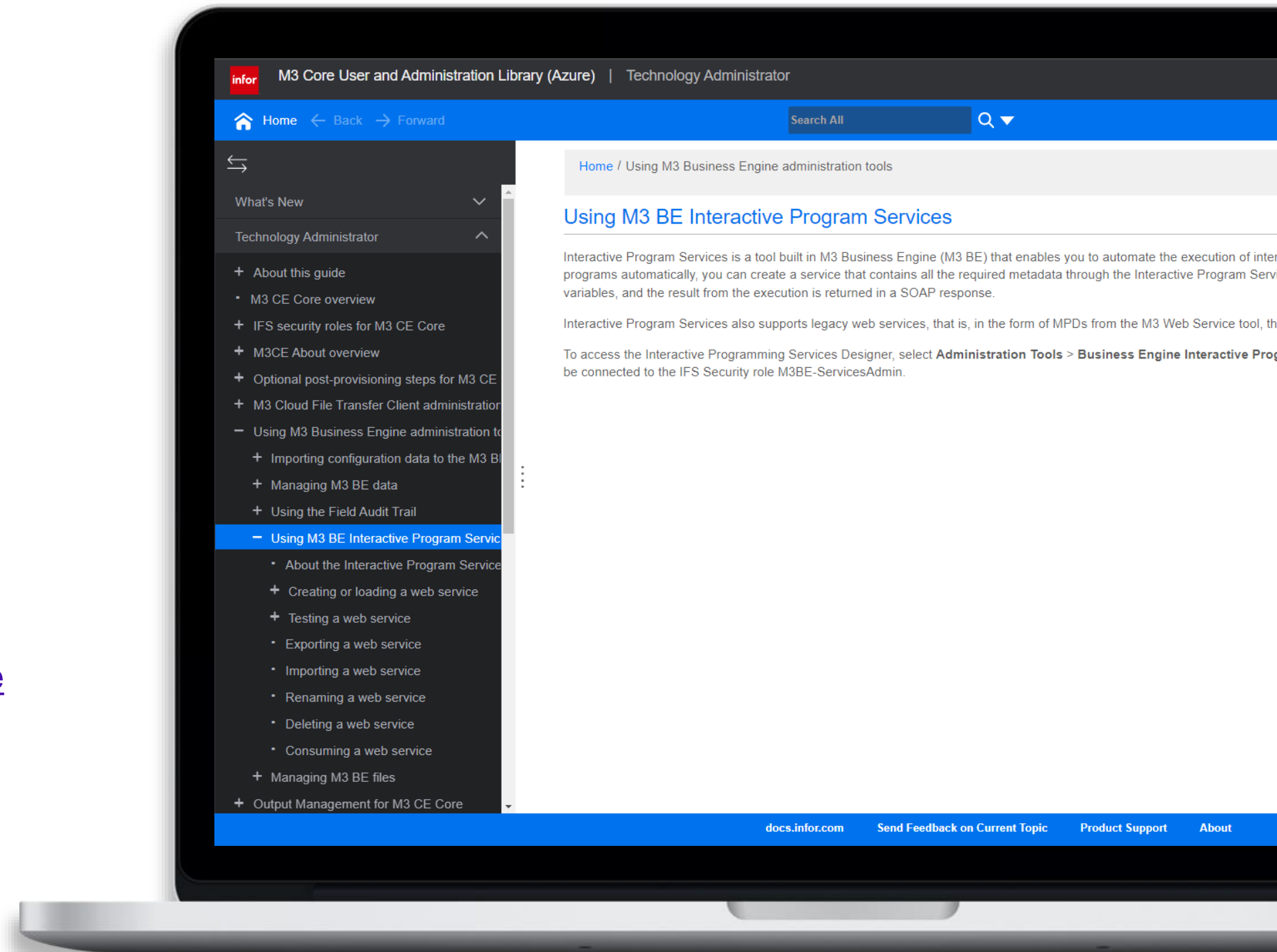
Demo

What is IPS

- A tool built in M3 that enables users to automate the execution of interactive M3 BE programs
- Formerly known as MWS
- The IPS Definitions are exposed as APIs in API Gateway.

Documentation

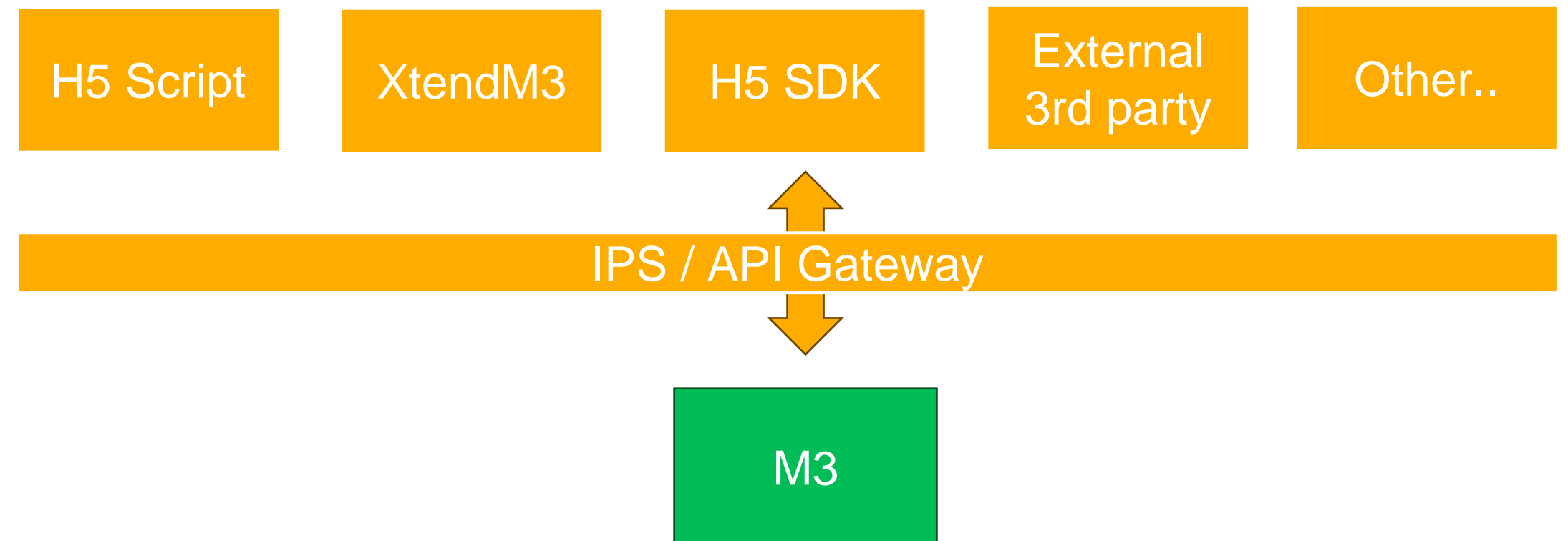
https://docs.infor.com/m3core/2022.x/en-us/useradminlib_cloudaz/default.html?helpcontent=m3ce_coreag_cloud_az/dgr1510039471434.html



When To Use

When you programmatically or via integration need to run M3 functionality but there is no API available

- Add records
- Run Related options
- Launch printouts
- Fetch information



Note: If an MI program already exists for the M3 program, use that instead. Also note that since an IPS web service scripts an existing M3 program, the IPS web service might need to be updated to work if the M3 program is changed.

Example

An external system needs to update customer master CRS610 - Our reference (OREF).

Actions ▾ Options ▾ Related ▾ Tools ▾ | + ✕ ✎ 📄 🗑️ ↶ ✎ ? ▾ ☰

Customer Barb-B-Que Market LL
Incl in chain

Details

District	<input type="text" value="MD1"/> US East	Salesperson	<input type="text"/>
Customer group	<input type="text" value="MD1"/> Retail	Responsible	<input type="text" value="ELLHOR14"/>
PIN code	<input type="text"/>		
Quotation check	<input type="text" value="0-No check"/>	Adv invoice ECI	<input type="text" value="0-No auto advance"/>
CO type	<input type="text"/>	Search payer	<input type="text"/>
Cust's no. mand	<input type="text" value="0-No"/>	Priority	<input type="text" value="5-Norm priority"/>
Chk plan split	<input type="checkbox"/>	Assortment chk	<input type="text" value="0-No check"/>
Buy pattern tp	<input type="text" value="0-Not updated"/>	Trade-in suppl	<input type="text"/>
Buy patt except	<input type="checkbox"/>		

Our reference

Alias category /

Charges

Service charge	<input type="text"/>	Agreement Check	
Ln charge model	<input type="text"/>	Agr chk header	<input type="text" value="0-Manual entry"/>
		Agr chk lines	<input type="text" value="0-No check"/>

20/07/08 23/08/10 PIEAOU26 | CRS610/F | Infor F&B 780 Infor M3 Food & Beverage (780/AAA) 🕒

Check MDP

Start by checking Meta Data Publisher for a standard alternative

The screenshot displays the Infor M3 Metadata Publisher 10.2.0 interface. On the left, a list of transactions is shown under the heading 'CRS610MI : Customer interface'. The transaction 'ChgBasicData - Modify customer basic data' is selected and highlighted. The right pane provides details for this transaction, including a description: 'This transaction updates the basic data of the existing customer. It updates information for the customer if changed through input. If there is no input given it does not update it with blank information, in this case there will not be any change for the fields. It does not validate any wrong input information given through the transaction. Most of this information lies in CRS610/E.' Below the description, there are tabs for 'Inbound fields (48)' and 'Outbound fields (1)'. The 'Inbound fields' tab is active, showing a table with one entry: 'OREF'. The table has columns for Field, Field Description, From, To, Length, and Mandatory. The 'OREF' field is highlighted with a blue box. At the bottom right of the interface, a grey box contains the text 'No Records Found', which is also highlighted with a blue box.

Transaction Name	Description
Add	Create a new customer record
AddAddress	Create a new customer address
AddCheckAddress	Create and validate a new customer
AddText	Add text for customer
CheckPIN	Check customer number and pin
ChgAddress	Modify customer address data
ChgBasicData	Modify customer basic data
ChgFinancial	Modify customer financial data
ChgOrderInfo	Modify Basic Order information
ChgRentalData	Modify customer rental data
ChgServOrdInfo	Modify customer Service Order data
Copy	Copy an existing customer record
Delete	Delete a customer record
DeleteAddress	Delete a customer address record
EXPORTSMS	Export to SMS (NO STANDARD TR.
GetAddress	Retrieve customer address data
GetBasicData	Retrieve customer basic data
GetFinancial	Retrieve customer financial data
GetOrderInfo	Retrieve customer financial data
GetRentalData	Displaycustomer rental data
GetServOrdInfo	Retrieve customer Service Order da
IMPORTSMS	NOT A STANDARD TRANSACTION

Field	Field Description	From	To	Length	Mandatory
OREF					

No Records Found

ER

Always consider to file an Enhancement Request.

This helps our product managers and development to know what you need and expect.

The screenshot displays the Infor Concierge user interface. On the left is a dark sidebar with the user's name 'Mathias Andersson' and a list of navigation options: Home, Search, Profile, How-To Videos, Infor Communities, Infor Concierge Widgets, Infor Customer Portal, Archived Cases, Notifications, Products and Subscriptions, Enhancements, Education, Important Documents, Release Center, and Usage Report. The main content area has a blue header with 'Home' and a 'Support' section. A prominent banner encourages users to 'Access the new Infor Customer Portal for support - view your cases and access the knowledge base.' Below this is a 'Quick Links' section with four cards: 'Communities', 'Enhancement Requests' (highlighted with a purple border), 'Education', and 'Important Documents'. Each card includes a brief description and an icon.

Now what? Consider your options!

Hope for many endorsements to make the ER come to life

- + M3 will be a better product for all customers
- + Solution will be standard and fully supported
- Waiting time can be years or maby never

Build an XtendM3 API that updates the OCUSMA.OKOREF

- + Will provide good performance
- +/- Needs to be signed and approved
- Needs coding competence

Wrap CRS610 in IPS

- + Can be implemented within an hour
- + No code tool
- Not suitable for high performance situations

How to Build

Determine the M3 functionality that should be exposed as an IPS.

1. Run through the M3 program flow.
2. Note the panels that the program goes through to accomplish the task.
3. Note the fields in each panel that are required for input.
4. Note the fields in each panel that should be added as output.

- Search
- Favorites
- Recent
- Administration Tools**
- Experience Designer
- Experience Designer Administrat...
- BOD Processor Administration
- Business Engine Configuration D...
- Business Engine Data Management
- Business Engine Field Audit Trail
- Business Engine Interactive Program Services**
- Business Engine Interactive Prog...
- Business Engine Jobs
- Business Engine Logs
- Cloud File Transfer Agent Admini...
- Configuration Management
- Data Lake Publisher
- Enterprise Collaborator Administ...
- Enterprise Collaborator Agreeeme...
- Enterprise Collaborator Configur...

★ Favorites

PM PMS010 Manufact Order. Reschedule

🕒 Recent

- BE Business Engine Interactive Program Services
- PM PMS100 Manufacturing Order. Open
- MM M3 Metadata Publisher
- X XtendM3
- CC CRS610 Customer. Open
- MU MNS151 User. Access per Company & Division
- MU MNS150 User. Open

Show More

Business Engine Interactive Program Services

Create a New Service or Load an existing Service.

No results found

New Service

Name *:

System Configuration *:

CRS610 Customer. Open

Actions Options Related Tools Search Filter Options

Sorting order: 1-Customer View: F01-01-01

Status: -Blank Country: -Blank

Customer	Lex	Ctp	Name	Cgr	Sts	Telephone no 1	Cnt	Sta	City	Your ref 1	Resp
<input type="text" value="Y10001"/>											
Y10001		0-Normal	Barb-B-Que Market LL		20-Definite		US	FL	Sarasota		ELLHC
Y11000		0-Normal	Retail Chain 1 - Cal		20-Definite	TELEPHONE 1	US	CA	Sacramento	Contact 1	FABSA
Y11000ALOC		0-Normal	Allocation Simulatio		20-Definite	TELEPHONE 1	US	CA	Sacramento	Contact 1	JEAME
Y11000ALTA		0-Normal	Customer Allocation		20-Definite	TELEPHONE 1	US	CA	Sacramento	Contact 1	JEAME
Y11000AS		0-Normal	Retail Chain 1 - Cal		20-Definite	TELEPHONE 1	US	CA	Sacramento	Contact 1	JEAME
Y11000AUCL		0-Normal	Auto Close automatic		20-Definite	TELEPHONE 1	US	CA	Sacramento	Contact 1	JEAME
Y11000AUM		0-Normal	Customer alternate u		20-Definite	TELEPHONE 1	US	CA	Sacramento	Contact 1	JEAME
Y11000BC		0-Normal	Retail Chain 1 - Cal		20-Definite	TELEPHONE 1	US	CA	Sacramento	Contact 1	JEAME
Y11000CL		0-Normal	Retail Chain 1 - Cal		20-Definite	TELEPHONE 1	US	CA	Sacramento	Contact 1	JEAME
Y11000JEA		0-Normal	Standing / Batch Ord		20-Definite	TELEPHONE 1	US	CA	Sacramento	Contact 1	JEAME
Y11000JEA1		0-Normal	Retail Chain 1 - Cal		20-Definite	TELEPHONE 1	US	CA	Sacramento	Contact 1	JEAME
Y11000LOSS		0-Normal	Lost Sales Simulatio		20-Definite	TELEPHONE 1	US	CA	Sacramento	Contact 1	JEAME
Y11000REJ		0-Normal	Rejected Lines simul		20-Definite	TELEPHONE 1	US	CA	Sacramento	Contact 1	JEAME
Y11000RES		0-Normal	Customer reschedulin		20-Definite	TELEPHONE 1	US	CA	Sacramento	Contact 1	JEAME
Y11000ROTA		0-Normal	Strict Rotation simu		20-Definite	TELEPHONE 1	US	CA	Sacramento	Contact 1	JEAME
Y11000SOFT		0-Normal	Customer Soft Alloca		20-Definite	TELEPHONE 1	US	CA	Sacramento	Contact 1	JEAME

CRS610/B Infor F&B 780 Infor M3 Food & Beverage (780/AAA)

Business Engine Interactive Program Services

Overview of Service MAF_CustomerUpdateDemo

Name
MAF_CustomerUpdateDemo

Namespace
http://schemas.infor.com/ips/MAF_CustomerUpdateDemo

Description

New Method

Name *:
Update

✓ Create ✕ Cancel

CRS610 Customer. Open

Actions Options Related Tools Search Filter Options

Sorting order: 1-Customer View: F01-01-01

Status: -Blank Country: -

Apply

Customer	Lex	Ctp	Name	Cgr	Sts	Telephone no 1	Cnt	Sta	City	Your ref 1	Resp
Y10001											
Y10001		0-Normal	Barb-B-Que Market LL		20-Definite		US	FL	Sarasota		ELLHC
Y11000		0-Normal	Retail Chain 1 - Cal		20-Definite	TELEPHONE 1	US	CA	Sacramento	Contact 1	FABSA
Y11000ALOC		0-Normal	Allocation Simulatio		20-Definite	TELEPHONE 1	US	CA	Sacramento	Contact 1	JEAME
Y11000ALTA		0-Normal	Customer Allocation		20-Definite	TELEPHONE 1	US	CA	Sacramento	Contact 1	JEAME
Y11000AS		0-Normal	Retail Chain 1 - Cal		20-Definite	TELEPHONE 1	US	CA	Sacramento	Contact 1	JEAME
Y11000AUCL		0-Normal	Auto Close automatic		20-Definite	TELEPHONE 1	US	CA	Sacramento	Contact 1	JEAME
Y11000AUM		0-Normal	Customer alternate u		20-Definite	TELEPHONE 1	US	CA	Sacramento	Contact 1	JEAME
Y11000BC		0-Normal	Retail Chain 1 - Cal		20-Definite	TELEPHONE 1	US	CA	Sacramento	Contact 1	JEAME
Y11000CL		0-Normal	Retail Chain 1 - Cal		20-Definite	TELEPHONE 1	US	CA	Sacramento	Contact 1	JEAME
Y11000JEA		0-Normal	Standing / Batch Ord		20-Definite	TELEPHONE 1	US	CA	Sacramento	Contact 1	JEAME
Y11000JEA1		0-Normal	Retail Chain 1 - Cal		20-Definite	TELEPHONE 1	US	CA	Sacramento	Contact 1	JEAME
Y11000LOSS		0-Normal	Lost Sales Simulatio		20-Definite	TELEPHONE 1	US	CA	Sacramento	Contact 1	JEAME
Y11000REJ		0-Normal	Rejected Lines simul		20-Definite	TELEPHONE 1	US	CA	Sacramento	Contact 1	JEAME
Y11000RES		0-Normal	Customer reschedulin		20-Definite	TELEPHONE 1	US	CA	Sacramento	Contact 1	JEAME
Y11000ROTA		0-Normal	Strict Rotation simu		20-Definite	TELEPHONE 1	US	CA	Sacramento	Contact 1	JEAME
Y11000SOFT		0-Normal	Customer Soft Alloca		20-Definite	TELEPHONE 1	US	CA	Sacramento	Contact 1	JEAME

CRS610/B Infor F&B 780 Infor M3 Food & Beverage (780/AAA)

Business Engine Interactive Program Services

MAF_CustomerUpdateDemo * [Update](#)

Service Method Update
 Name
 Update
 Wrapped Program(s)
 No program added yet!

[+ Add](#) [- Remove](#)

Add Program ✕

Program

CRS610 ▼

[✓ Add](#) [✕ Cancel](#)

CRS610 Customer. Open

Actions Options Related Tools Filter Options

Sorting order: 1-Customer View: F01-01-01

Status: -Blank Country:

[Apply](#)

Customer	Lex	Ctp	Name	Cgr	Sts	Telephone no 1	Cnt	Sta	City	Your ref 1	Resp
Y10001											
Y10001		0-Normal	Barb-B-Que Market LL		20-Definite		US	FL	Sarasota		ELLHC
Y11000		0-Normal	Retail Chain 1 - Cal		20-Definite	TELEPHONE 1	US	CA	Sacramento	Contact 1	FABSA
Y11000ALOC		0-Normal	Allocation Simulatio		20-Definite	TELEPHONE 1	US	CA	Sacramento	Contact 1	JEAME
Y11000ALTA		0-Normal	Customer Allocation		20-Definite	TELEPHONE 1	US	CA	Sacramento	Contact 1	JEAME
Y11000AS		0-Normal	Retail Chain 1 - Cal		20-Definite	TELEPHONE 1	US	CA	Sacramento	Contact 1	JEAME
Y11000AUCL		0-Normal	Auto Close automatic		20-Definite	TELEPHONE 1	US	CA	Sacramento	Contact 1	JEAME
Y11000AUM		0-Normal	Customer alternate u		20-Definite	TELEPHONE 1	US	CA	Sacramento	Contact 1	JEAME
Y11000BC		0-Normal	Retail Chain 1 - Cal		20-Definite	TELEPHONE 1	US	CA	Sacramento	Contact 1	JEAME
Y11000CL		0-Normal	Retail Chain 1 - Cal		20-Definite	TELEPHONE 1	US	CA	Sacramento	Contact 1	JEAME
Y11000JEA		0-Normal	Standing / Batch Ord		20-Definite	TELEPHONE 1	US	CA	Sacramento	Contact 1	JEAME
Y11000JEA1		0-Normal	Retail Chain 1 - Cal		20-Definite	TELEPHONE 1	US	CA	Sacramento	Contact 1	JEAME
Y11000LOSS		0-Normal	Lost Sales Simulatio		20-Definite	TELEPHONE 1	US	CA	Sacramento	Contact 1	JEAME
Y11000REJ		0-Normal	Rejected Lines simul		20-Definite	TELEPHONE 1	US	CA	Sacramento	Contact 1	JEAME
Y11000RES		0-Normal	Customer reschedulin		20-Definite	TELEPHONE 1	US	CA	Sacramento	Contact 1	JEAME
Y11000ROTA		0-Normal	Strict Rotation simu		20-Definite	TELEPHONE 1	US	CA	Sacramento	Contact 1	JEAME
Y11000SOFT		0-Normal	Customer Soft Alloca		20-Definite	TELEPHONE 1	US	CA	Sacramento	Contact 1	JEAME

[←](#) [Change](#) ▼

CRS610/B Infor F&B 780 Infor M3 Food & Beverage (780/AAA)

Business Engine Interactive Program Services

Service Method Update

Name: MAF_CustomerUpdateDemo * Update

Update

Wrapped Program(s)

No program added yet!

+ Add - Remove

Confirm Program

The program CRS610 has a corresponding MI program. Please use that instead of creating a service if possible. Do you still want to add this program?

✓ Add ✗ Cancel

CRS610 Customer. Open

Actions Options Related Tools Search Filter Options

Sorting order: 1-Customer View: F01-01-01

Status: -Blank Country: [Search] Apply

Customer	Lex	Ctp	Name	Cgr	Sts	Telephone no 1	Cnt	Sta	City	Your ref 1	Resp
Y10001											
Y10001		0-Normal	Barb-B-Que Market LL		20-Definite		US	FL	Sarasota		ELLHC
Y11000		0-Normal	Retail Chain 1 - Cal		20-Definite	TELEPHONE 1	US	CA	Sacramento	Contact 1	FABSA
Y11000ALOC		0-Normal	Allocation Simulatio		20-Definite	TELEPHONE 1	US	CA	Sacramento	Contact 1	JEAME
Y11000ALTA		0-Normal	Customer Allocation		20-Definite	TELEPHONE 1	US	CA	Sacramento	Contact 1	JEAME
Y11000AS		0-Normal	Retail Chain 1 - Cal		20-Definite	TELEPHONE 1	US	CA	Sacramento	Contact 1	JEAME
Y11000AUCL		0-Normal	Auto Close automatic		20-Definite	TELEPHONE 1	US	CA	Sacramento	Contact 1	JEAME
Y11000AUM		0-Normal	Customer alternate u		20-Definite	TELEPHONE 1	US	CA	Sacramento	Contact 1	JEAME
Y11000BC		0-Normal	Retail Chain 1 - Cal		20-Definite	TELEPHONE 1	US	CA	Sacramento	Contact 1	JEAME
Y11000CL		0-Normal	Retail Chain 1 - Cal		20-Definite	TELEPHONE 1	US	CA	Sacramento	Contact 1	JEAME
Y11000JEA		0-Normal	Standing / Batch Ord		20-Definite	TELEPHONE 1	US	CA	Sacramento	Contact 1	JEAME
Y11000JEA1		0-Normal	Retail Chain 1 - Cal		20-Definite	TELEPHONE 1	US	CA	Sacramento	Contact 1	JEAME
Y11000LOSS		0-Normal	Lost Sales Simulatio		20-Definite	TELEPHONE 1	US	CA	Sacramento	Contact 1	JEAME
Y11000REJ		0-Normal	Rejected Lines simul		20-Definite	TELEPHONE 1	US	CA	Sacramento	Contact 1	JEAME
Y11000RES		0-Normal	Customer reschedulin		20-Definite	TELEPHONE 1	US	CA	Sacramento	Contact 1	JEAME
Y11000ROTA		0-Normal	Strict Rotation simu		20-Definite	TELEPHONE 1	US	CA	Sacramento	Contact 1	JEAME
Y11000SOFT		0-Normal	Customer Soft Alloca		20-Definite	TELEPHONE 1	US	CA	Sacramento	Contact 1	JEAME

← Change

CRS610/B Infor F&B 780 Infor M3 Food & Beverage (780/AAA)

Business Engine Interactive Program Services

MAF_CustomerUpdateDemo * [Update](#)

Service Method Update
Name
Update
Wrapped Program(s)
CRS610

[+ Add](#) [- Remove](#)

CRS610 (Main)

Panel Sequence for CRS610

Specify the program panel sequence for this method.
The sequence entered here determines the available input and output parameters.

Panel	Function Key
↑ Up	↓ Down
+ Add	? Update
	- Remove

CRS610 Customer. Open

Actions Options Related Tools Search Filter Options

Sorting order: 1-Customer View: F01-01-01

Status: -Blank Country: -Blank [Apply](#)

Customer	Lex	Ctp	Name	Cgr	Sts	Telephone no 1	Cnt	Sta	City	Your ref 1	Resp
Y10001											
Y10001		0-Normal	Barb-B-Que Market LL		20-Definite		US	FL	Sarasota		ELLHC
Y11000		0-Normal	Retail Chain 1 - Cal		20-Definite	TELEPHONE 1	US	CA	Sacramento	Contact 1	FABSA
Y11000ALOC		0-Normal	Allocation Simulatio		20-Definite	TELEPHONE 1	US	CA	Sacramento	Contact 1	JEAME
Y11000ALTA		0-Normal	Customer Allocation		20-Definite	TELEPHONE 1	US	CA	Sacramento	Contact 1	JEAME
Y11000AS		0-Normal	Retail Chain 1 - Cal		20-Definite	TELEPHONE 1	US	CA	Sacramento	Contact 1	JEAME
Y11000AUCL		0-Normal	Auto Close automatic		20-Definite	TELEPHONE 1	US	CA	Sacramento	Contact 1	JEAME
Y11000AUM		0-Normal	Customer alternate u		20-Definite	TELEPHONE 1	US	CA	Sacramento	Contact 1	JEAME
Y11000BC		0-Normal	Retail Chain 1 - Cal		20-Definite	TELEPHONE 1	US	CA	Sacramento	Contact 1	JEAME
Y11000CL		0-Normal	Retail Chain 1 - Cal		20-Definite	TELEPHONE 1	US	CA	Sacramento	Contact 1	JEAME
Y11000JEA		0-Normal	Standing / Batch Ord		20-Definite	TELEPHONE 1	US	CA	Sacramento	Contact 1	JEAME
Y11000JEA1		0-Normal	Retail Chain 1 - Cal		20-Definite	TELEPHONE 1	US	CA	Sacramento	Contact 1	JEAME
Y11000LOSS		0-Normal	Lost Sales Simulatio		20-Definite	TELEPHONE 1	US	CA	Sacramento	Contact 1	JEAME
Y11000REJ		0-Normal	Rejected Lines simul		20-Definite	TELEPHONE 1	US	CA	Sacramento	Contact 1	JEAME
Y11000RES		0-Normal	Customer reschedulin		20-Definite	TELEPHONE 1	US	CA	Sacramento	Contact 1	JEAME
Y11000ROTA		0-Normal	Strict Rotation simu		20-Definite	TELEPHONE 1	US	CA	Sacramento	Contact 1	JEAME
Y11000SOFT		0-Normal	Customer Soft Alloca		20-Definite	TELEPHONE 1	US	CA	Sacramento	Contact 1	JEAME

[←](#) [Change](#)

CRS610/B Infor F&B 780 Infor M3 Food & Beverage (780/AAA)

Business Engine Interactive Program Services

Service Method Update

Name: MAF_CustomerUpdateDemo *
Update

Update

Wrapped Program(s): CRS610

+ Add - Remove

Add Panel

Add a new panel to the panel sequence and set the function key.

Panel: B

Function Key: ENTER - Apply

✓ Add ✗ Cancel

CRS610 Customer. Open

Actions Options Related Tools | Search

Filter Options

Sorting order: 1-Customer View: F01-01-01

Status: -Blank Country: -Blank

Apply

Customer	Lex	Ctp	Name	Cgr	Sts	Telephone no 1	Cnt	Sta	City	Your ref 1	Resp
Y10001											
Y10001		0-Normal	Barb-B-Que Market LL		20-Definite		US	FL	Sarasota		ELLHC
Y11000		0-Normal	Retail Chain 1 - Cal		20-Definite	TELEPHONE 1	US	CA	Sacramento	Contact 1	FABSA
Y11000ALOC		0-Normal	Allocation Simulatio		20-Definite	TELEPHONE 1	US	CA	Sacramento	Contact 1	JEAME
Y11000ALTA		0-Normal	Customer Allocation		20-Definite	TELEPHONE 1	US	CA	Sacramento	Contact 1	JEAME
Y11000AS		0-Normal	Retail Chain 1 - Cal		20-Definite	TELEPHONE 1	US	CA	Sacramento	Contact 1	JEAME
Y11000AUCL		0-Normal	Auto Close automatic		20-Definite	TELEPHONE 1	US	CA	Sacramento	Contact 1	JEAME
Y11000AUM		0-Normal	Customer alternate u		20-Definite	TELEPHONE 1	US	CA	Sacramento	Contact 1	JEAME
Y11000BC		0-Normal	Retail Chain 1 - Cal		20-Definite	TELEPHONE 1	US	CA	Sacramento	Contact 1	JEAME
Y11000CL		0-Normal	Retail Chain 1 - Cal		20-Definite	TELEPHONE 1	US	CA	Sacramento	Contact 1	JEAME
Y11000JEA		0-Normal	Standing / Batch Ord		20-Definite	TELEPHONE 1	US	CA	Sacramento	Contact 1	JEAME
Y11000JEA1		0-Normal	Retail Chain 1 - Cal		20-Definite	TELEPHONE 1	US	CA	Sacramento	Contact 1	JEAME
Y11000LOSS		0-Normal	Lost Sales Simulatio		20-Definite	TELEPHONE 1	US	CA	Sacramento	Contact 1	JEAME
Y11000REJ		0-Normal	Rejected Lines simul		20-Definite	TELEPHONE 1	US	CA	Sacramento	Contact 1	JEAME
Y11000RES		0-Normal	Customer reschedulin		20-Definite	TELEPHONE 1	US	CA	Sacramento	Contact 1	JEAME
Y11000ROTA		0-Normal	Strict Rotation simu		20-Definite	TELEPHONE 1	US	CA	Sacramento	Contact 1	JEAME
Y11000SOFT		0-Normal	Customer Soft Alloca		20-Definite	TELEPHONE 1	US	CA	Sacramento	Contact 1	JEAME

Change

CRS610/B

Business Engine Interactive Program Services

Business Engine Interactive Program Services

- File
- New
- MAF_CustomerUpdateDemo *
- Update
- Testcase

Service Method Update

Name Update

Wrapped Program(s)

CRS610

+ Add - Remove

CRS610 (Main)

Panel Sequence for CRS610

Specify the program panel sequence for this method. The sequence entered here determines the available input and output parameters.

Panel	Function Key	
B	ENTER	Apply
F	ENTER	ENTER

Up Down + Add Update - Remove

> Input to CRS610

> Output from CRS610

CRS610 Customer. Open

Actions Options Related Tools

Customer Y10001 Barb-B-Que Market LL
Incl in chain 0-Not a member

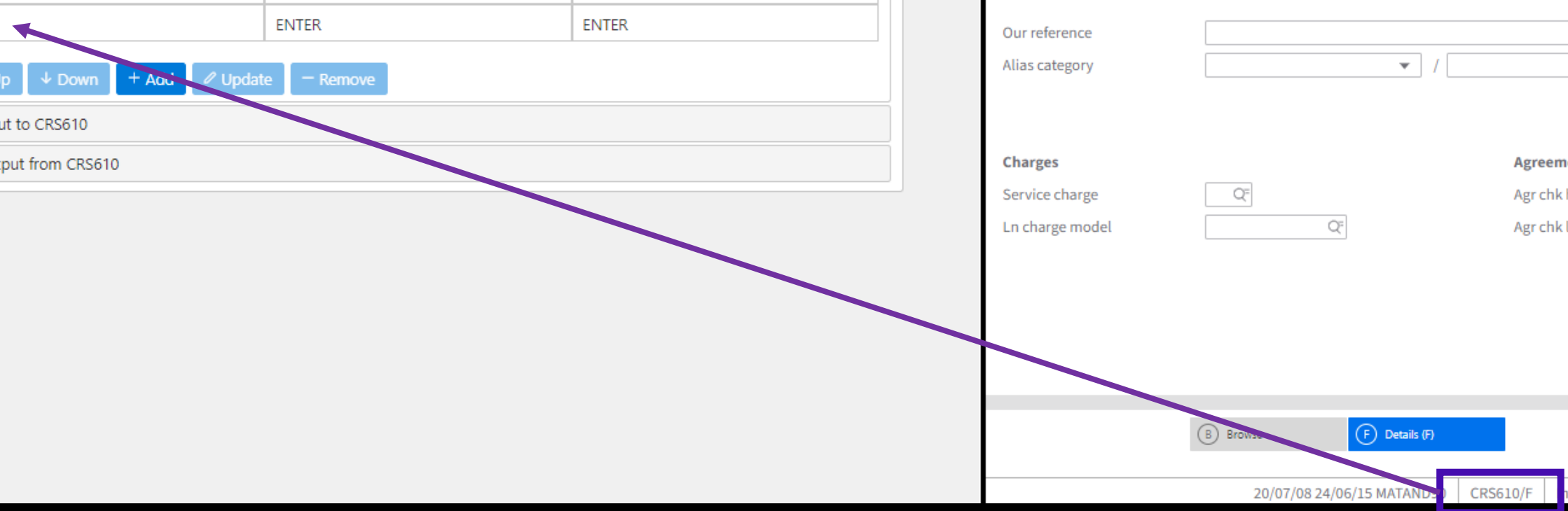
Details

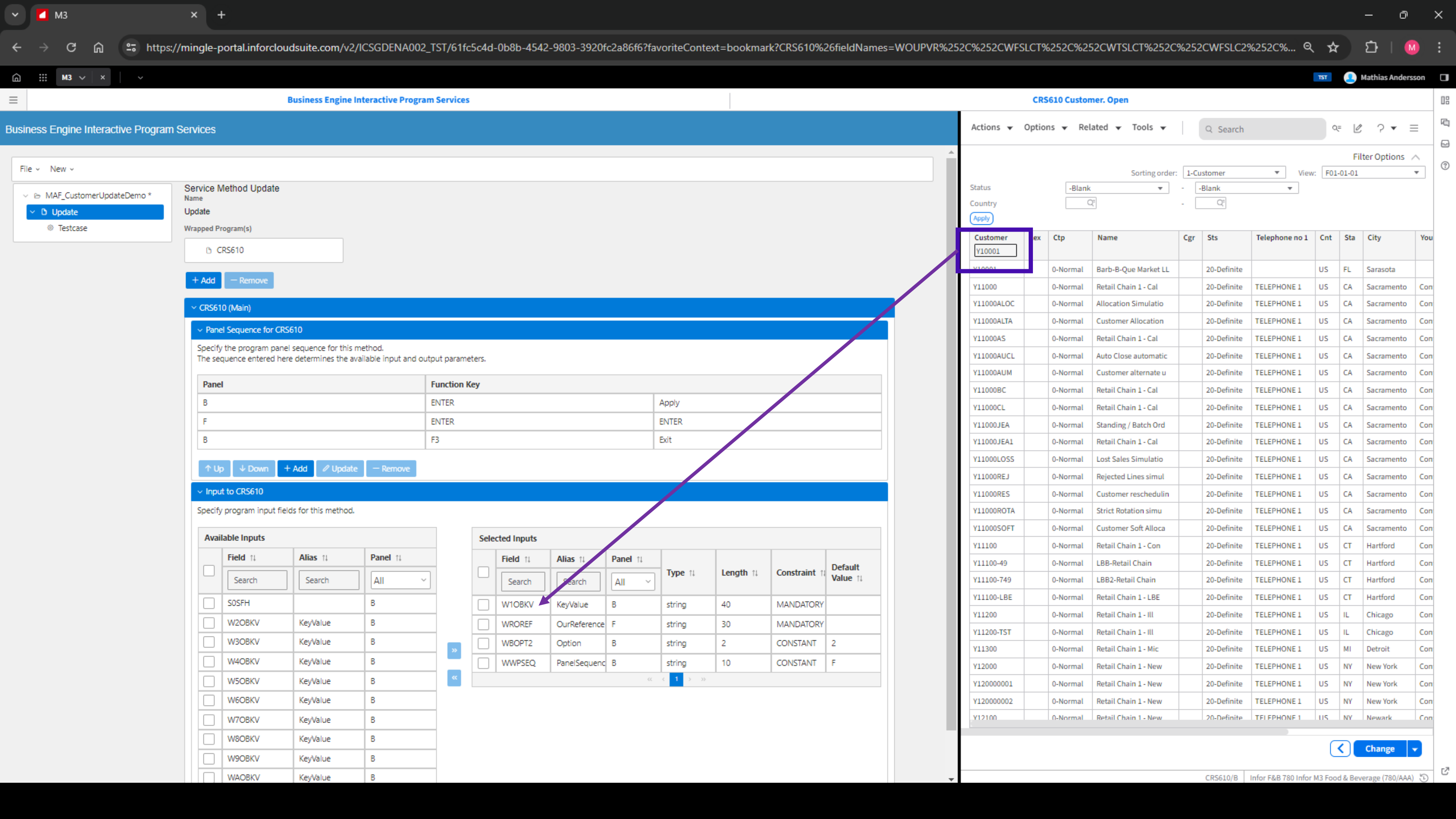
District MD1 US East Salesperson Unspec
Customer group MD1 Retail Responsible ELLHOR14 Ellen Ho
PIN code
Quotation check 0-No check Adv invoice ECI 0-No auto advance
CO type Search payer
Cust's no. mand 0-No Priority 5-Norm priority
Chk plan split Assortment chk 0-No check
Buy pattern tp 0-Not updated Trade-in suppl
Buy patt except
Our reference
Alias category

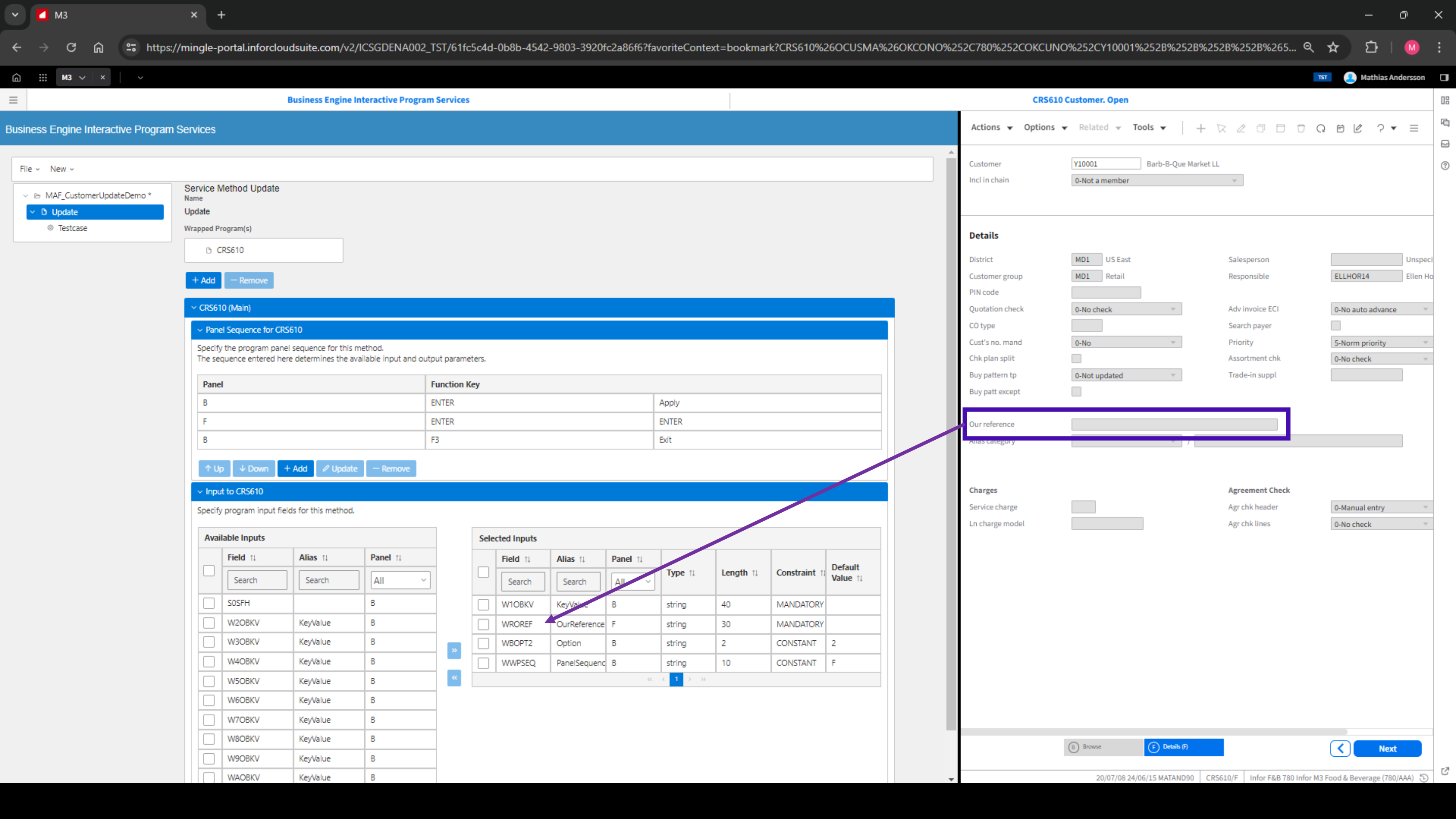
Charges

Service charge Agr chk header 0-Manual entry
Ln charge model Agr chk lines 0-No check

B Browse F Details (F) Next







File New

- MAF_CustomerUpdateDemo *
 - Update
 - Testcase

Service Method Update

Name

Update

Wrapped Program(s)

CRS610

+ Add - Remove

CRS610 (Main)

Panel Sequence for CRS610

Specify the program panel sequence for this method. The sequence entered here determines the available input and output parameters.

Panel	Function Key	
B	ENTER	Apply
F	ENTER	ENTER
B	F3	Exit

Up Down + Add Update - Remove

Input to CRS610

Specify program input fields for this method.

Available Inputs			
	Field	Alias	Panel
<input type="checkbox"/>	Search	Search	All
<input type="checkbox"/>	S0SFH		B
<input type="checkbox"/>	W20BKV	KeyValue	B
<input type="checkbox"/>	W30BKV	KeyValue	B
<input type="checkbox"/>	W40BKV	KeyValue	B
<input type="checkbox"/>	W50BKV	KeyValue	B
<input type="checkbox"/>	W60BKV	KeyValue	B
<input type="checkbox"/>	W70BKV	KeyValue	B
<input type="checkbox"/>	W80BKV	KeyValue	B
<input type="checkbox"/>	W90BKV	KeyValue	B
<input type="checkbox"/>	WAOBKV	KeyValue	B

Selected Inputs							
	Field	Alias	Panel	Type	Length	Constraint	Default Value
<input type="checkbox"/>	Search	Search	All				
<input type="checkbox"/>	W10BKV	KeyValue	B	string	40	MANDATORY	
<input type="checkbox"/>	WROREF	OurReference	F	string	30	MANDATORY	
<input type="checkbox"/>	WBOPT2	Option	B	string	2	CONSTANT	2
<input type="checkbox"/>	WWPSEQ	PanelSequenc	B	string	10	CONSTANT	F

Actions Options Related Tools

Customer Y10001 Barb-B-Que Market LL
Incl in chain 0-Not a member

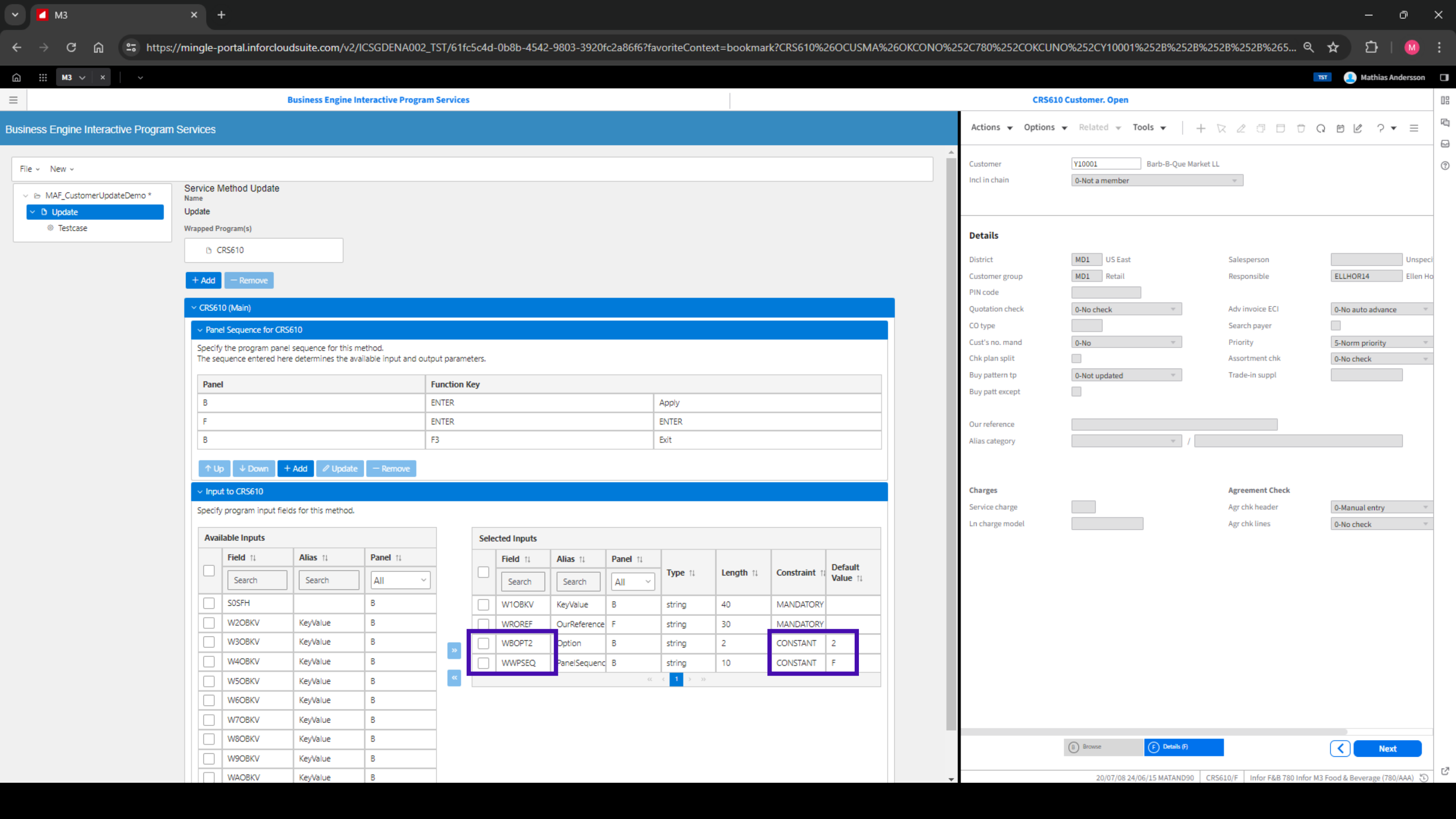
Details

District MD1 US East Salesperson Unspeci
 Customer group MD1 Retail Responsible ELLHOR14 Ellen Ho
 PIN code
 Quotation check 0-No check Adv invoice ECI 0-No auto advance
 CO type Search payer
 Cust's no. mand 0-No Priority 5-Norm priority
 Chk plan split Assortment chk 0-No check
 Buy pattern tp 0-Not updated Trade-in suppl
 Buy patt except

Our reference
Alias Category

Charges Agreement Check
 Service charge Agr chk header 0-Manual entry
 Ln charge model Agr chk lines 0-No check

Browse Details (F) Next



File New

- MAF_CustomerUpdateDemo *
 - Update
 - Testcase

Service Method Update

Name

Update

Wrapped Program(s)

CRS610

+ Add - Remove

CRS610 (Main)

Panel Sequence for CRS610

Specify the program panel sequence for this method. The sequence entered here determines the available input and output parameters.

Panel	Function Key	
B	ENTER	Apply
F	ENTER	ENTER
B	F3	Exit

↑ Up ↓ Down + Add Update - Remove

Input to CRS610

Specify program input fields for this method.

Available Inputs			
	Field	Alias	Panel
<input type="checkbox"/>	Search	Search	All
<input type="checkbox"/>	S0SFH		B
<input type="checkbox"/>	W20BKV	KeyValue	B
<input type="checkbox"/>	W30BKV	KeyValue	B
<input type="checkbox"/>	W40BKV	KeyValue	B
<input type="checkbox"/>	W50BKV	KeyValue	B
<input type="checkbox"/>	W60BKV	KeyValue	B
<input type="checkbox"/>	W70BKV	KeyValue	B
<input type="checkbox"/>	W80BKV	KeyValue	B
<input type="checkbox"/>	W90BKV	KeyValue	B
<input type="checkbox"/>	WAOBKV	KeyValue	B

Selected Inputs							
	Field	Alias	Panel	Type	Length	Constraint	Default Value
<input type="checkbox"/>	Search	Search	All				
<input type="checkbox"/>	W10BKV	KeyValue	B	string	40	MANDATORY	
<input type="checkbox"/>	WROREF	OurReference	F	string	30	MANDATORY	
<input checked="" type="checkbox"/>	WBOPT2	Option	B	string	2	CONSTANT	2
<input checked="" type="checkbox"/>	WWPSEQ	PanelSequenc	B	string	10	CONSTANT	F

Actions Options Related Tools

Customer Y10001 Barb-B-Que Market LL
Incl in chain 0-Not a member

Details

District MD1 US East Salesperson Unspeci
 Customer group MD1 Retail Responsible ELLHOR14 Ellen Ho
 PIN code
 Quotation check 0-No check Adv invoice ECI 0-No auto advance
 CO type Search payer
 Cust's no. mand 0-No Priority 5-Norm priority
 Chk plan split Assortment chk 0-No check
 Buy pattern tp 0-Not updated Trade-in suppl
 Buy patt except

Our reference
Alias category

Charges

Service charge Agreement Check
 Ln charge model Agr chk header 0-Manual entry
 Agr chk lines 0-No check

Browse Details (F) Next

Business Engine Interactive Program Services

CRS610 Customer. Open

Business Engine Interactive Program Services

File New

MAF_CustomerUpdateDemo *
Update

Service Method Update
Name
Update

Wrapped Program(s)
CRS610

+ Add - Remove

CRS610 (Main)

> Panel Sequence
> Input to CRS
> Output from

New Test Case

Name *:
Testcase

Description:
Testcase for MAF demo

✓ Create ✕ Cancel

Actions Options Related Tools Search

Filter Options

Sorting order: 1-Customer View: F01-01-01

Status: -Blank Country: -Blank

Apply

Customer	Lex	Ctp	Name	Cgr	Sts	Telephone no 1	Cnt	Sta	City	You
Y10001										
Y10001		0-Normal	Barb-B-Que Market LL		20-Definite		US	FL	Sarasota	
Y11000		0-Normal	Retail Chain 1 - Cal		20-Definite	TELEPHONE 1	US	CA	Sacramento	Con
Y11000ALOC		0-Normal	Allocation Simulatio		20-Definite	TELEPHONE 1	US	CA	Sacramento	Con
Y11000ALTA		0-Normal	Customer Allocation		20-Definite	TELEPHONE 1	US	CA	Sacramento	Con
Y11000AS		0-Normal	Retail Chain 1 - Cal		20-Definite	TELEPHONE 1	US	CA	Sacramento	Con
Y11000AUCL		0-Normal	Auto Close automatic		20-Definite	TELEPHONE 1	US	CA	Sacramento	Con
Y11000AUM		0-Normal	Customer alternate u		20-Definite	TELEPHONE 1	US	CA	Sacramento	Con
Y11000BC		0-Normal	Retail Chain 1 - Cal		20-Definite	TELEPHONE 1	US	CA	Sacramento	Con
Y11000CL		0-Normal	Retail Chain 1 - Cal		20-Definite	TELEPHONE 1	US	CA	Sacramento	Con
Y11000JEA		0-Normal	Standing / Batch Ord		20-Definite	TELEPHONE 1	US	CA	Sacramento	Con
Y11000JEA1		0-Normal	Retail Chain 1 - Cal		20-Definite	TELEPHONE 1	US	CA	Sacramento	Con
Y11000LOSS		0-Normal	Lost Sales Simulatio		20-Definite	TELEPHONE 1	US	CA	Sacramento	Con
Y11000REJ		0-Normal	Rejected Lines simul		20-Definite	TELEPHONE 1	US	CA	Sacramento	Con
Y11000RES		0-Normal	Customer reschedulin		20-Definite	TELEPHONE 1	US	CA	Sacramento	Con
Y11000ROTA		0-Normal	Strict Rotation simu		20-Definite	TELEPHONE 1	US	CA	Sacramento	Con
Y11000SOFT		0-Normal	Customer Soft Alloca		20-Definite	TELEPHONE 1	US	CA	Sacramento	Con
Y11100		0-Normal	Retail Chain 1 - Con		20-Definite	TELEPHONE 1	US	CT	Hartford	Con
Y11100-49		0-Normal	LBB-Retail Chain		20-Definite	TELEPHONE 1	US	CT	Hartford	Con
Y11100-749		0-Normal	LBB2-Retail Chain		20-Definite	TELEPHONE 1	US	CT	Hartford	Con
Y11100-LBE		0-Normal	Retail Chain 1 - LBE		20-Definite	TELEPHONE 1	US	CT	Hartford	Con

Change

Business Engine Interactive Program Services

Business Engine Interactive Program Services

File ▾ New ▾

- MAF_CustomerUpdateDemo
 - Update
 - Testcase

Test Case Testcase

Execute Service

Description

Company and Division

Company / Division *

780 / AAA

Input values

CRS610 KeyValue (W10BKV) - string *

Y10001

OurReference (WROREF) - string *

MAF Demo

Test Result

CRS610 Customer. Open

Actions ▾ Options ▾ Related ▾ Tools ▾

+ [Icons]

Customer: Y10001 Barb-B-Que Market LL

Incl in chain: 0-Not a member

Details

District	MD1 US East	Salesperson	Unspeci
Customer group	MD1 Retail	Responsible	ELLHOR14 Ellen Ho
PIN code			
Quotation check	0-No check	Adv invoice ECI	0-No auto advance
CO type		Search payer	
Cust's no. mand	0-No	Priority	5-Norm priority
Chk plan split		Assortment chk	0-No check
Buy pattern tp	0-Not updated	Trade-in suppl	
Buy patt except			
Our reference			
Alias category			

Charges

Service charge		Agreement Check	
Ln charge model		Agr chk header	0-Manual entry
		Agr chk lines	0-No check

Business Engine Interactive Program Services

File ▾ New ▾

- MAF_CustomerUpdateDemo
 - Update
 - Testcase

Test Case Testcase

Execute Service

Description

Company and Division

Company / Division *

780 / AAA

Input values

CRS610 KeyValue (W10BKV) - string *

Y10001

OurReference (WROREF) - string *

MAF Demo

Test Result

CRS610 Customer. Open

Actions ▾ Options ▾ Related ▾ Tools ▾

Customer: Y10001 Barb-B-Que Market LL

Incl in chain: 0-Not a member

Details

District	MD1 US East	Salesperson	Unspeci
Customer group	MD1 Retail	Responsible	ELLHOR14 Ellen Ho
PIN code			
Quotation check	0-No check	Adv invoice ECI	0-No auto advance
CO type		Search payer	
Cust's no. mand	0-No	Priority	5-Norm priority
Chk plan split		Assortment chk	0-No check
Buy pattern tp	0-Not updated	Trade-in suppl	
Buy patt except			
Our reference			
Alias category			

Charges

Service charge	
Ln charge model	

Agreement Check

Agr chk header	0-Manual entry
Agr chk lines	0-No check

Browse Details (F) Next

Business Engine Interactive Program Services

Business Engine Interactive Program Services

- File
- New
- MAF_CustomerUpdateDemo
- Update
- Testcase

Test Case Testcase

Execute Service

Description

Company and Division

Company / Division *

780 / AAA

Input values

CRS610 KeyValue (W10BKV) - string *

Y10001

OurReference (WROREF) - string *

MAF Demo

Test Result

```
<?xml version="1.0" encoding="UTF-8" standalone="no"?>
<SOAP-ENV:Envelope xmlns:SOAP-ENV="http://schemas.xmlsoap.org/soap/envelope/"
xmlns:upd="http://schemas.infor.com/ips/MAF_CustomerUpdateDemo/Update">
  <SOAP-ENV:Header/>
  <SOAP-ENV:Body>
    <upd:UpdateResponse>
      <upd:CRS610/>
    </upd:UpdateResponse>
  </SOAP-ENV:Body>
</SOAP-ENV:Envelope>
```

CRS610 Customer. Open

Actions Options Related Tools

Customer Y10001 Barb-B-Que Market LL

Incl in chain 0-Not a member

Details

District	MD1 US East	Salesperson	Unspeci
Customer group	MD1 Retail	Responsible	ELLHOR14 Ellen Ho
PIN code			
Quotation check	0-No check	Adv invoice ECI	0-No auto advance
CO type		Search payer	
Cust's no. mand	0-No	Priority	5-Norm priority
Chk plan split		Assortment chk	0-No check
Buy pattern tp	0-Not updated	Trade-in suppl	
Buy patt except			
Our reference	MAF Demo		
Alias category			

Charges

Service charge		Agreement Check	
Ln charge model		Agr chk header	0-Manual entry
		Agr chk lines	0-No check

Browse Details (F) Next

Demo Use Case

I want to release an MO that has been held

M3 functionality exists but there is no standard API

Capabilities and Limitations

Can handle both A and B panels

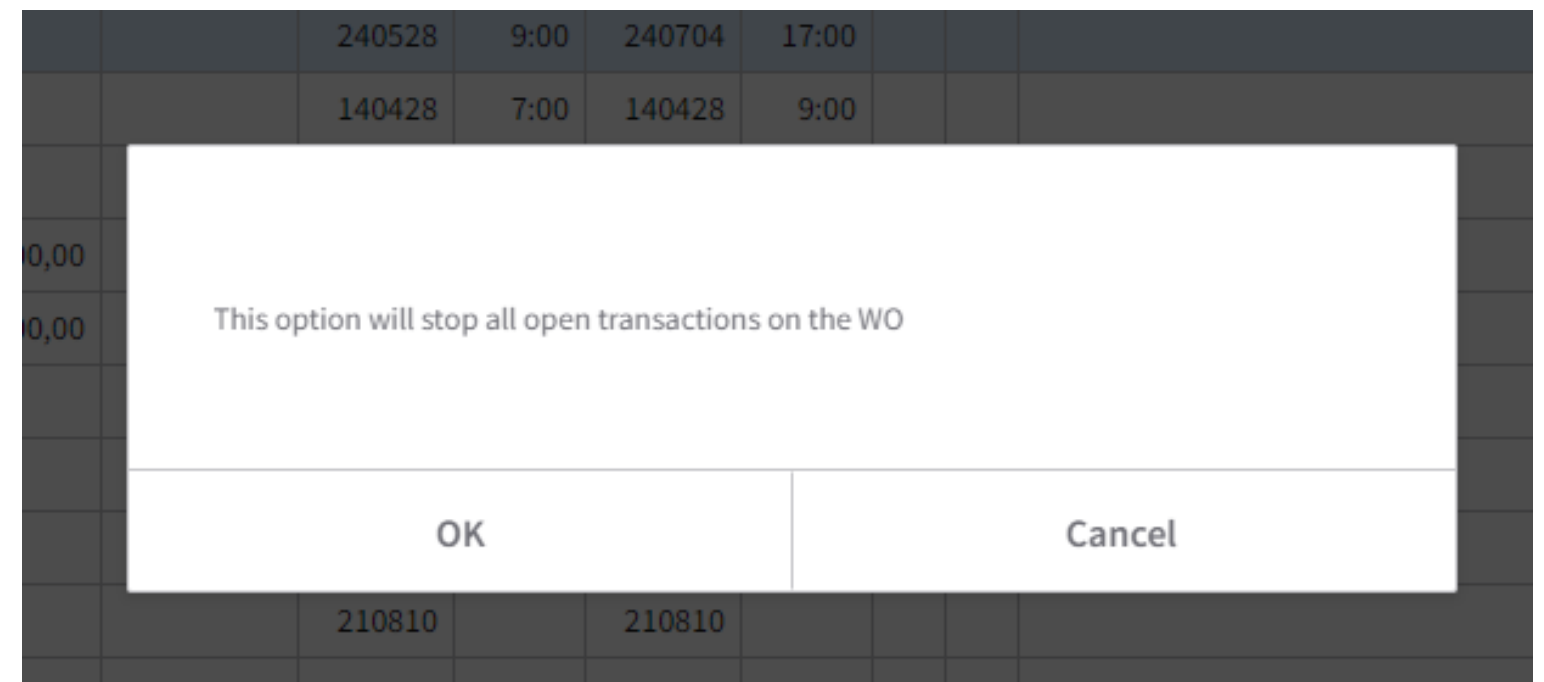
Can handle multiple program calls

Each case needs to be studied

No support for multiselection popup (MNS920)

Experience Designer can't run IPS...

... But you can wrap an IPS in XtendM3 API





Mathias Andersson

Tech Solution Consultant

mathias.andersson@infor.com