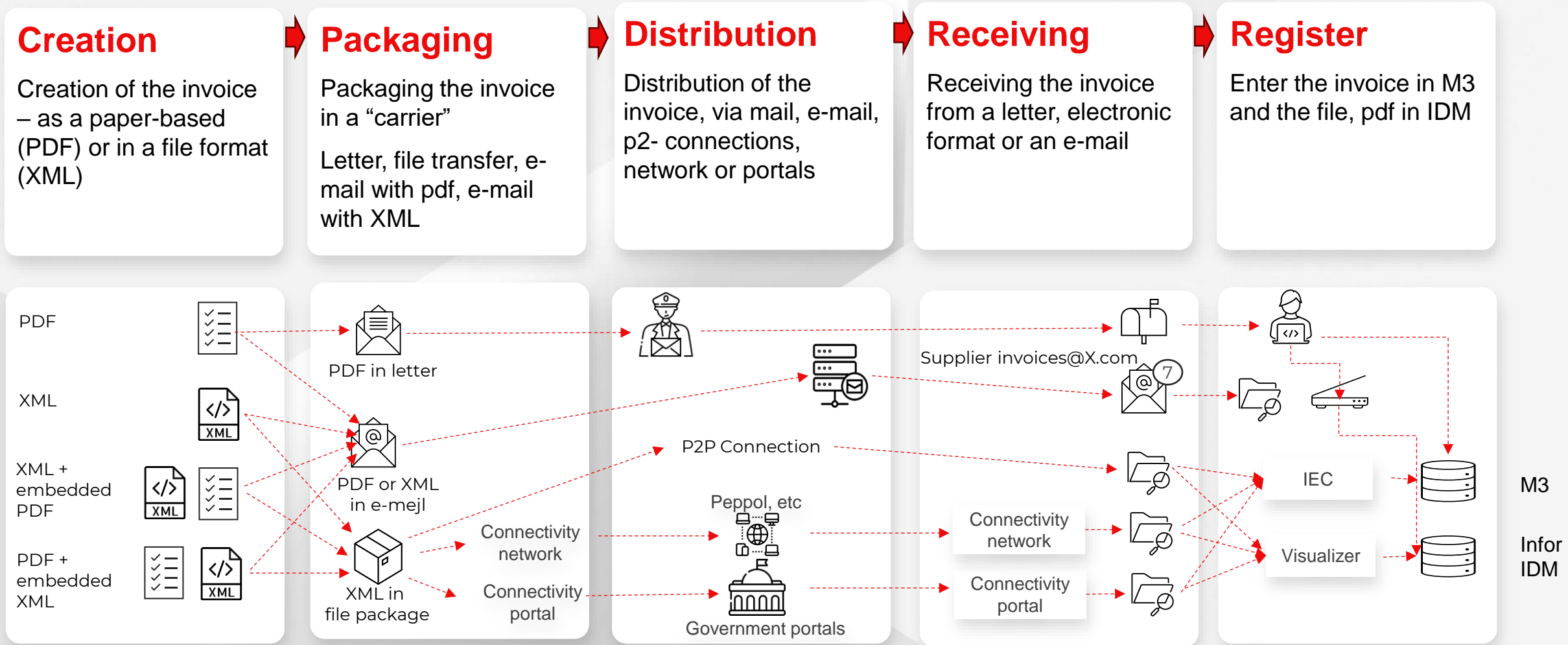


Agenda

-
- 01** **Introduction**
 - The invoice processes
 - Our focus – Legal e-invoices, four variances
-
- 02** **Outbound invoices**
 - Architectural overview for outbound invoices
-
- 03** **Inbound invoices**
 - Architectural overview for inbound invoices
-
- 04** **Current roadmap items**
 - Roadmap
-
- 05** **Update per country**
 - What is needed in each country and how does M3 support these requirements
-
- 06** **QA**
 - Question and answer session
-

The invoice process



Focus – Legal e-invoices

E-mail based, Post-Audit

The XML file is distributed by e-mail.

The receiver **can't refuse** to receive the invoice as XML in an e-mail.

Government decides allowed formats such as CII and UBL.

Business to government

Invoices to public sector **must be in electronic format**.

Distributed via common network such as Peppol. Most common formats are CII and UBL.

Pre-Clearance method

Before creating the invoice must certain values be sent to a government portal for registration.

A code is sent back and is converted to a QR code or similar.

That code must be printed on the invoice. The invoice is printed and sent to the customer as usual.

Invoice without the code are not deductible for VAT.

Clearance method

Invoices must be in electronic format and distributed via a governmental portal.

E-Mail based, Post-Audit model

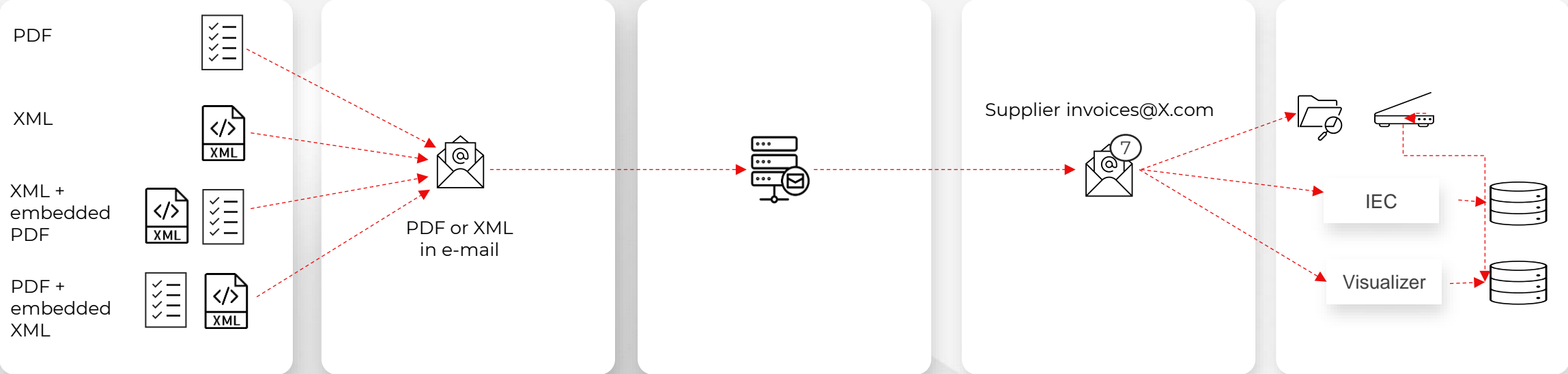
Definition

A company can't refuse to receive invoices in an e-mail. The attachment in the e-mail can be

- XML file
- XML file with included PDF
- PDF with included XML

Process

See below



B2G Invoices

Definition

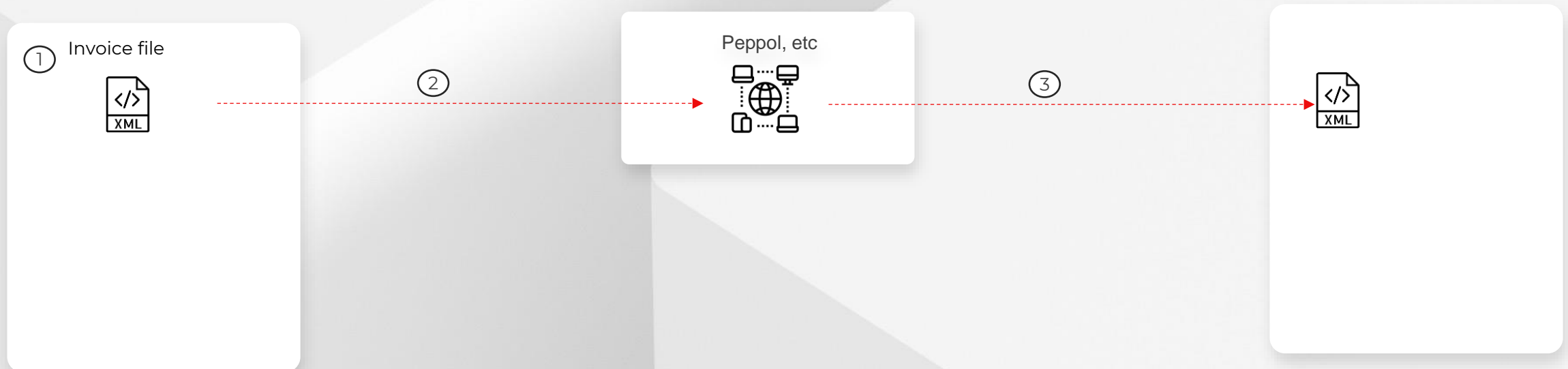
Invoices that are sent to public organizations / companies.

Peppol is the most common used network for distribution. CII and UBL is the most used format for invoice (Each country has its own flavor of these standards)

Process

1. A company creates an invoice
2. Distributed via a public network
3. Received to the customer via the network

Please note – M3 supports today – outbound part



Government portal – pre-clearance

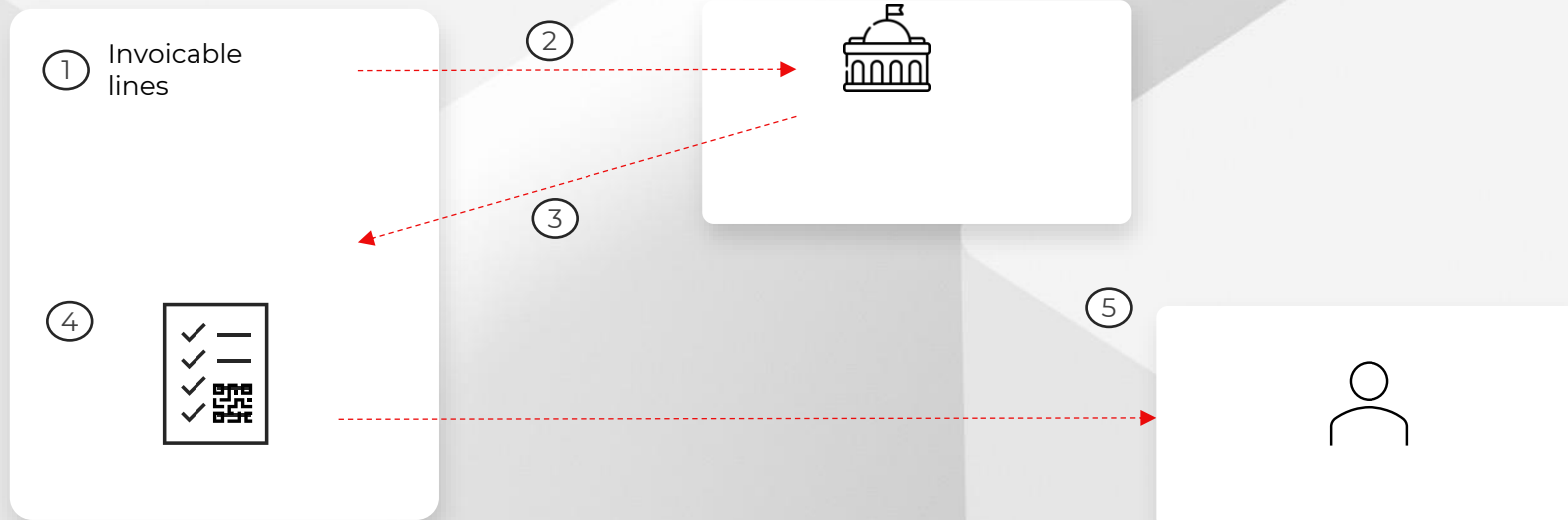
Definition

The invoice must be registered at the government before created and sent to the customer.

The invoice is only deductible for VAT if the code is printed on the invoice.

Process

1. A company has invoiceable lines
2. Message to government with selected data (VAT)
3. Government returns a code
4. The code is converted to a QR code or similar that is printed on the invoice
5. Invoice sent to customer



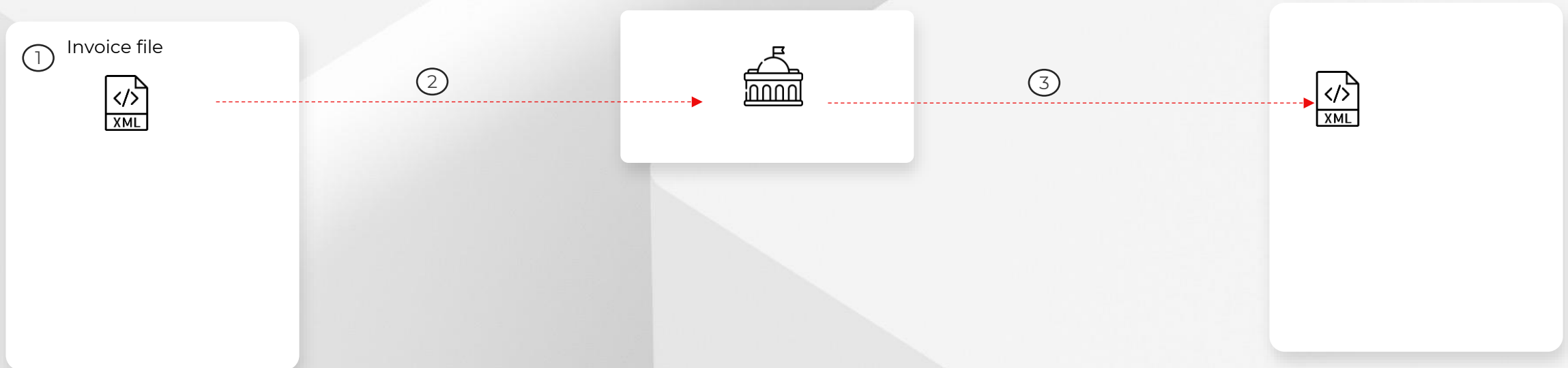
Government portal – clearance

Definition

All invoices must be distributed via the governmental portal. The seller upload the invoice, and the buyer download the invoice from the portal. Government has full control over VAT

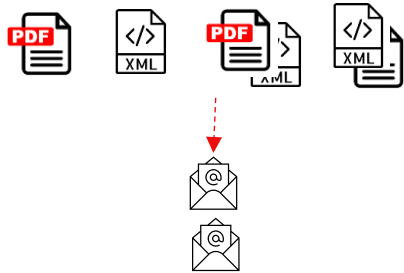
Process

1. A company has invoiceable lines
2. Message to government with selected data (VAT)
3. Government returns a code



Requirements are today complex – e-invoice

B2B Invoices distributed via mail



- Mail agent
- Separate PDF from XML or XML from PDF
- Interpretation (value+)
- Visualization of XML file

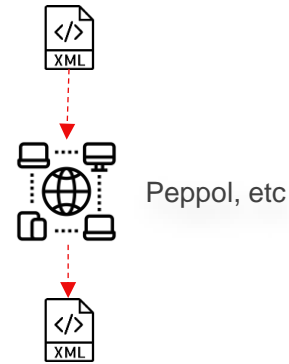
Supplier side

- Create invoice + embedding in invoice

Customer side

- Mail agent
- Separate PDF from XML or XML from PDF
- Interpretation (value+)
- Visualization of XML file

B2B or B2G Invoices distributed via network



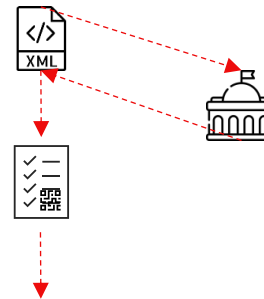
Supplier side

- Mapping of invoice (one per country)
- Connectivity to network (one per country)

Customer side

- Connectivity to network (one per country)
- Mapping of invoice (one per country)

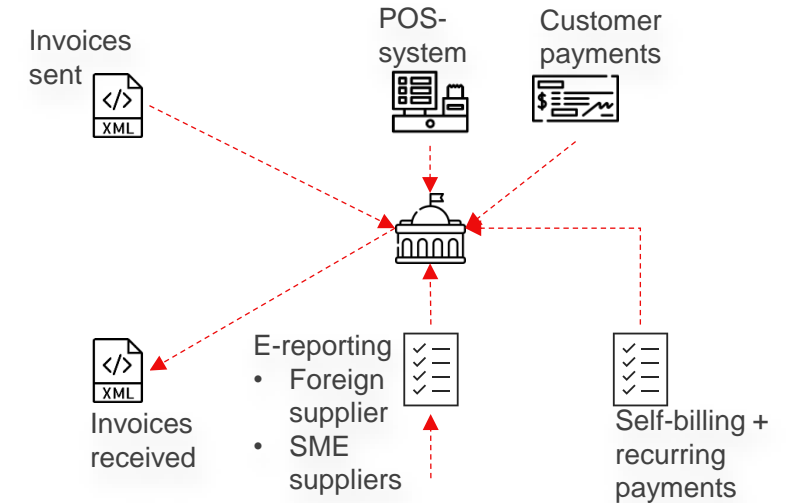
B2B – preclearance Invoices must be reported before sent



Supplier side

- Connectivity to government (one per country)
- Add QR code on invoices

B2B – Clearance Invoices must be reported before sent



Supplier side

- Mapping of invoice (one per country)
- Connectivity from pos system
- Mapping of pos (one per country)
- Connectivity for customer payments
- Mapping of payments (one per country)

Customer side

- Connectivity for inbound invoices
- Mapping of invoice (one per country)
- Connectivity for e-reporting
- Mapping for e-reporting (one per country)
- Connectivity for self-billing + recurring payments
- Mapping for self billing ... (one per country)

Agenda

- 01** **Introduction**
 - The invoice processes
 - Different type of e-invoices

- 02** **Outbound invoices**
 - Architectural overview for outbound invoices

- 03** **Inbound invoices**
 - Architectural overview for inbound invoices

- 04** **Current roadmap items**
 - Roadmap

- 05** **Update per country**
 - What is needed in each country and how does M3 support these requirements

- 06** **QA**
 - Question and answer session

Infor Acronym's

LSP

Localization Services Platform

Product within the cloud suite that can create e-invoices, Payment files and reports.

Also referred to as LSP Standard in this presentation.

LSP Direct

Localization Services Platform

Product within the cloud suite that handles the external communication between the cloud suite and for example government portal.

IEC or MEC

Infor Enterprise Collaborator

The integration platform between M3 and cloud suite.

FBM

Financial Business Message

Mapping in IEC that creates the Financial message, (e-invoice, payment file, report)

IDM

Infor Document Management

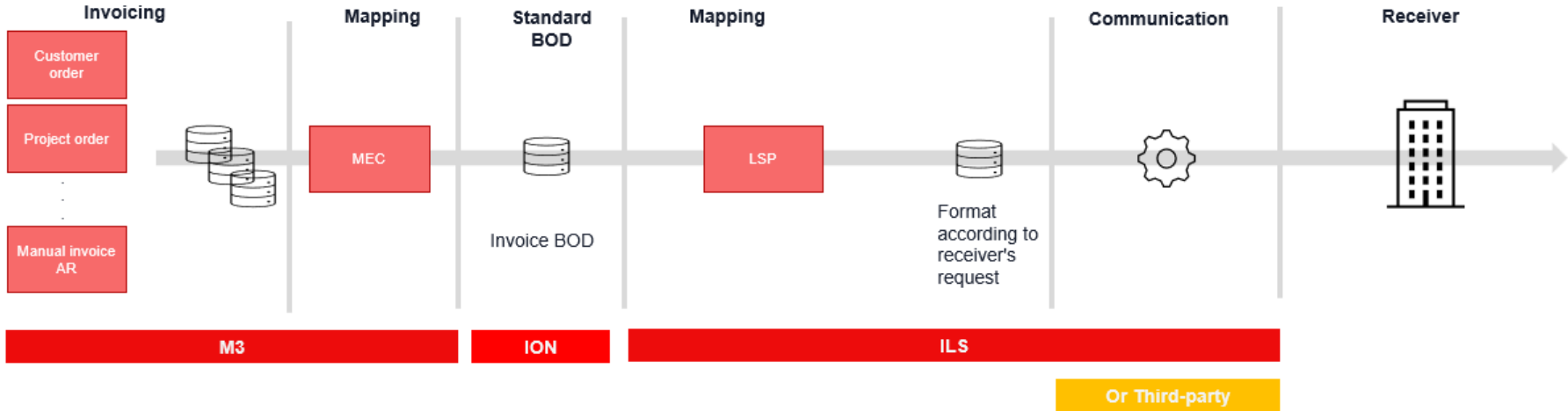
Function in the cloudsuite where documents are stored. Documents can be displayed in M3 based on the context information.

Invoicing BODs – LSP Standard

M3 creates the invoicing BODs from all invoicing functions and sends them to LSP via ION.

Depending on the base country, LSP maps the targeted electronic invoices and communicates with the authority. LSP can require a third party to be used for the communication, such as EDICOM in Mexico.

LSP Standard

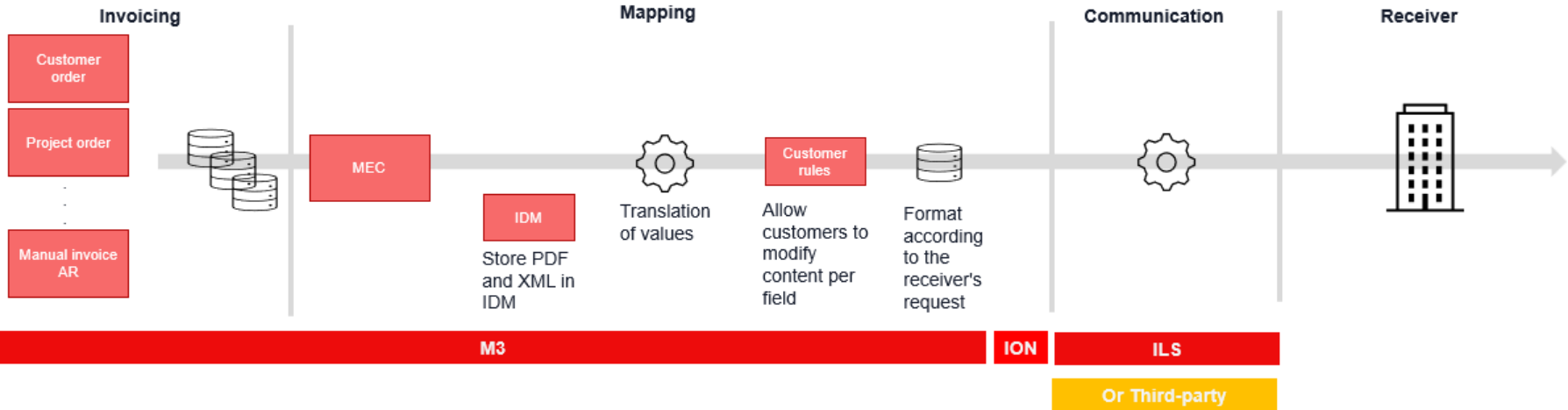


IEC FBMs – LSP Direct

Depending on the base country, M3 maps the targeted electronic invoices using API via IEC (eCollaborator) and FBMs (Financial Business Messages). The customers can customize the FBMs.

The electronic invoice files are sent to LSP. LSP can require a third party to be used for the communication, such as EDICOM in Mexico.

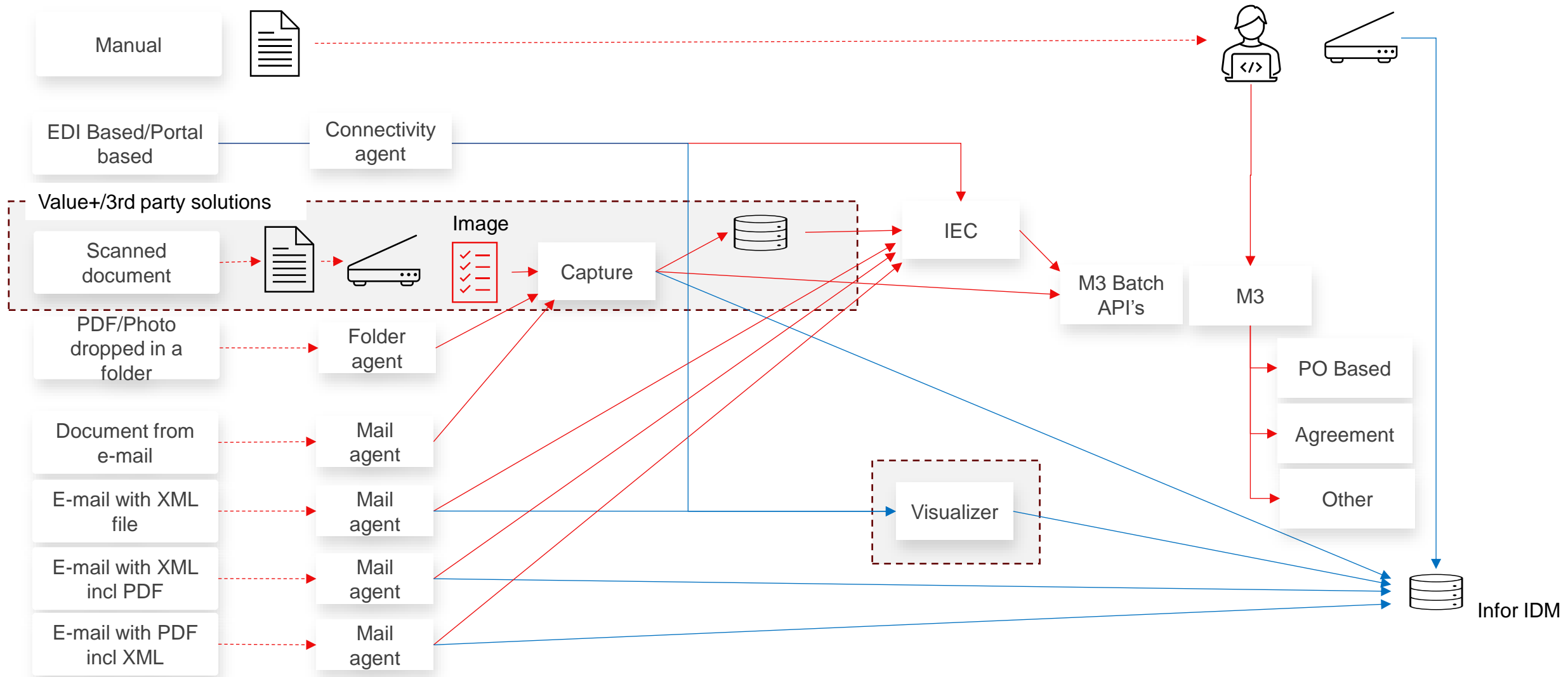
LSP Direct



Agenda

-
- | | | |
|-----------|------------------------------|---|
| 01 | Introduction | <ul style="list-style-type: none">• The invoice processes• Different type of e-invoices |
| <hr/> | | |
| 02 | Outbound invoices | <ul style="list-style-type: none">• Architectural overview for outbound invoices |
| <hr/> | | |
| 03 | Inbound invoices | <ul style="list-style-type: none">• Architectural overview for inbound invoices |
| <hr/> | | |
| 04 | Current roadmap items | <ul style="list-style-type: none">• Roadmap |
| <hr/> | | |
| 05 | Update per country | <ul style="list-style-type: none">• What is needed in each country and how does M3 support these requirements |
| <hr/> | | |
| 06 | QA | <ul style="list-style-type: none">• Question and answer session |
-

Architecture inbound invoices



Agenda

-
- 01** Introduction
 - The invoice processes
 - Different type of e-invoices
-
- 02** Outbound invoices
 - Architectural overview for outbound invoices
-
- 03** Inbound invoices
 - Architectural overview for inbound invoices
-
- 04** Current roadmap items
 - Roadmap
-
- 05** Update per country
 - What is needed in each country and how does M3 support these requirements
-
- 06** QA
 - Question and answer session
-

Disclaimer

This presentation reflects the direction Infor may take with regard to the products or services described herein, all of which is subject to change without notice. This presentation is not a commitment to you in any way and you should not rely on any content herein in making any decision.

Infor is not committing to develop or deliver any specified enhancement, upgrade, product, service or functionality, even if such is described herein. Many factors can affect Infor's product development plans and the nature, content and timing of future product releases, all of which remain in the sole discretion of Infor. This presentation, in whole or in part, may not be incorporated into any agreement. Infor expressly disclaims any liability with respect to this presentation.

Inbound supplier invoices – from e-mail

E-invoices comes in many shapes, this development focus on the different alternatives when the invoice comes as an attachments in an e-mail Four alternatives will be supported.

Reason for change

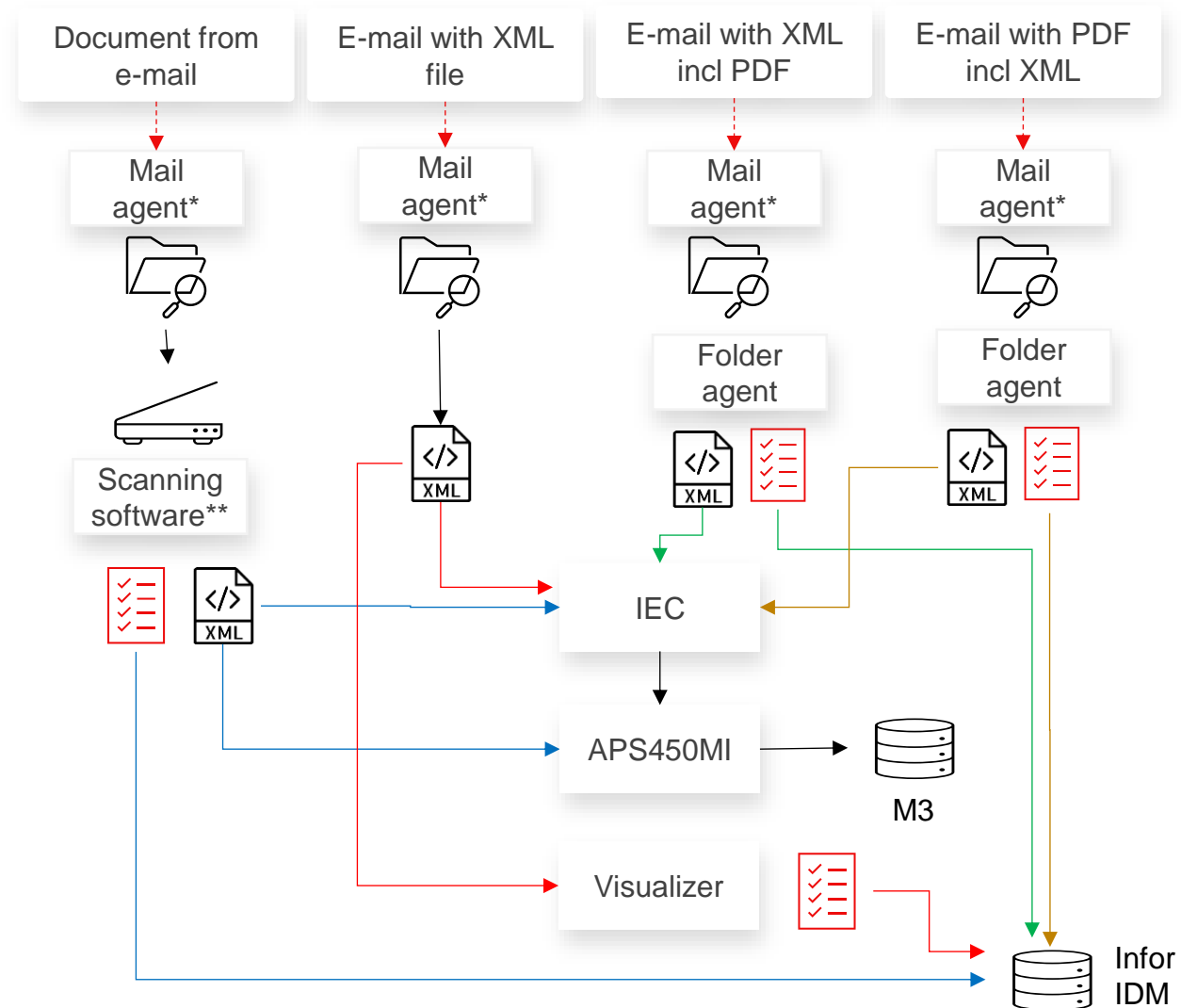
Supplier invoice can come as attachments in e-mails, and we have identified four variances

- E-mails with a PDF and attachments – needs to be scanned
- E-mail with XML file – needs to be translated in IEC and an image needs to be created
- E-mail with an XML that also holds a PDF – needs to be translated in IEC and the PDF sent to IDM
- E-mail with an PDF that also holds an XML – needs to be translated in IEC and the PDF sent to IDM



Planned changes

- Folder agent that can separate PDF from an XML, and XML from a PDF
- Visualizer – that can generate an image of an XML format
- Update to IDM for both PDF and XML and attach to the invoice.



Outbound customer invoices – in e-mail

E-invoices comes in many shapes, this development focus on the different alternatives to distribute the invoices in an attachments in an e-mail Four alternatives will be supported.

Reason for change

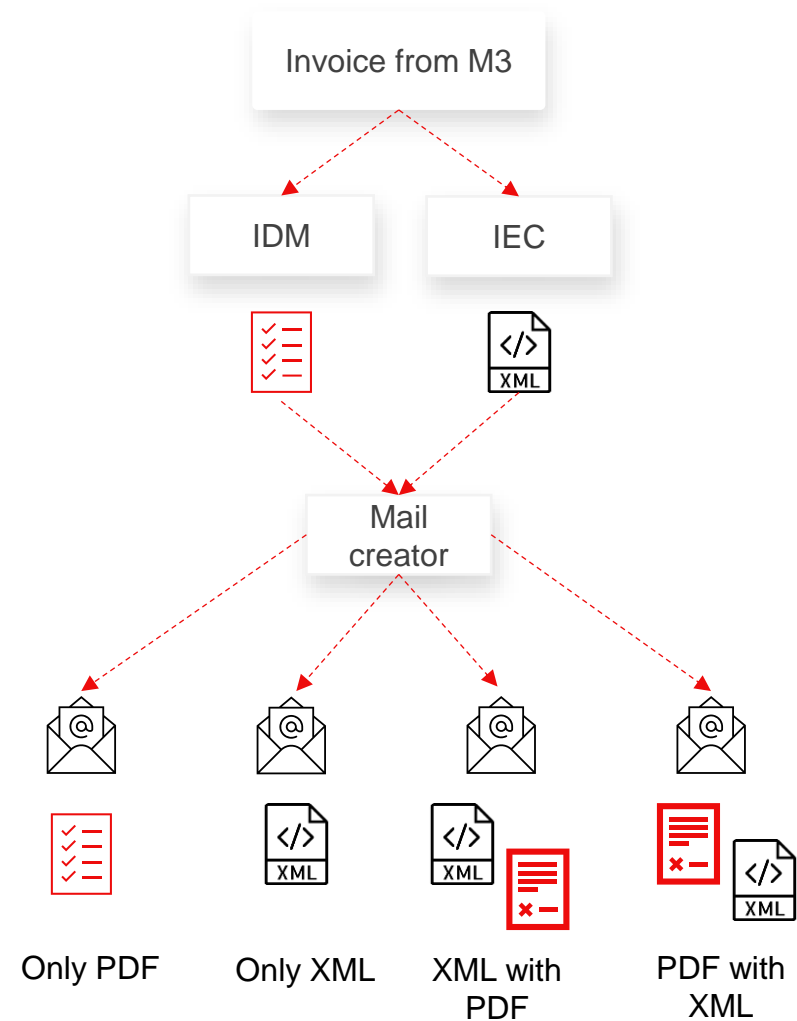
Four type of e-mail-based invoices exists today

- E-mails with a PDF
- E-mail with XML file
- E-mail with an XML that also holds a PDF
- E-mail with an PDF that also holds an XML



Planned changes

- E-mail with an XML that also holds a PDF
- E-mail with an PDF that also holds an XML



Inbound supplier invoices – foreign suppliers

Invoices from another country with VAT will not be entered by the foreign supplier in the domestic government portal. It's the receiving company that must upload these invoice to the portal

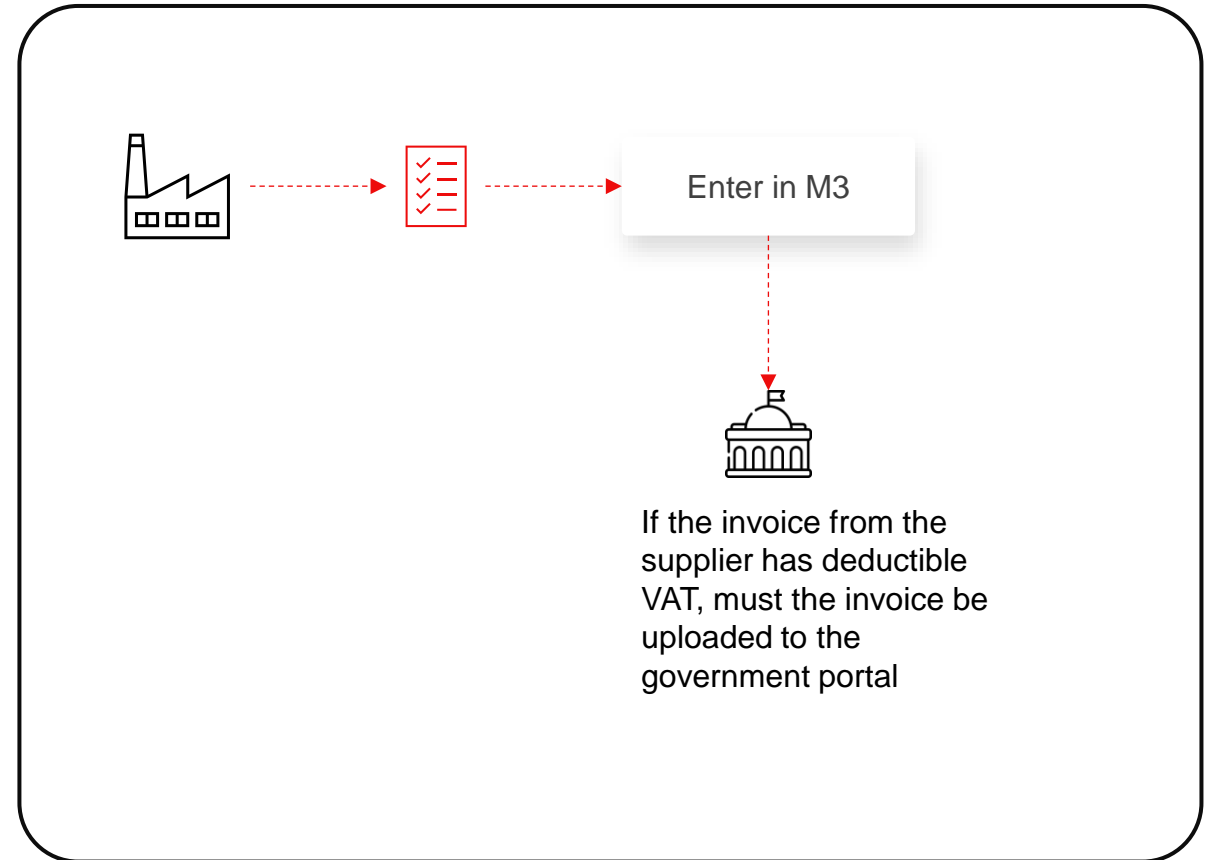
Reason for change

Invoices from foreign suppliers that has a deductible VAT must be reported to the government portal



Planned changes

- Connection from M3's supplier invoice entry programs to the governmental portal



Inbound supplier invoices – self billing

Self billing and e-invoices is not a good combination. The receiving company must create the invoice and report it into the portal on the supplier's behalf.

Reason for change

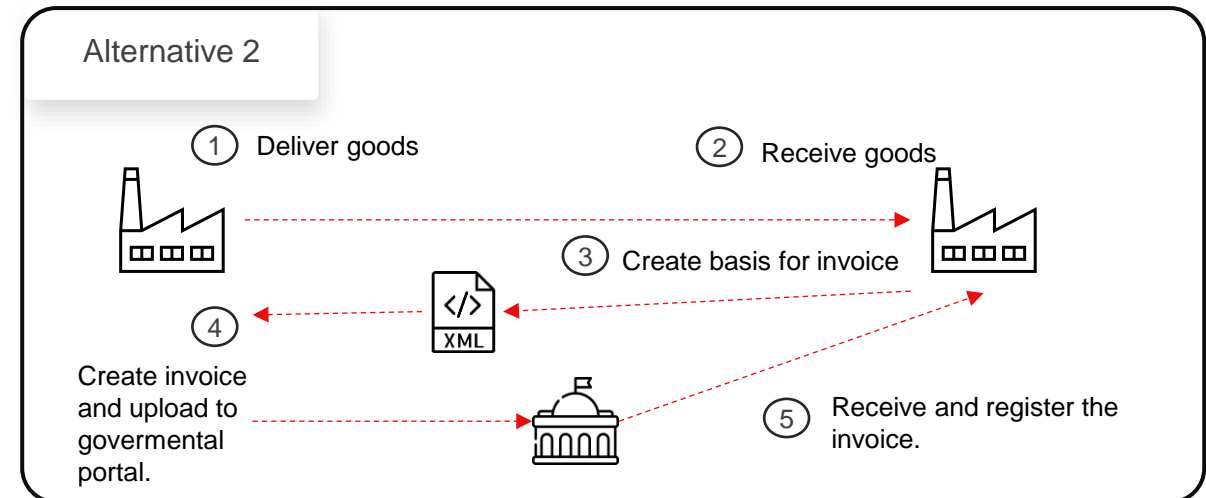
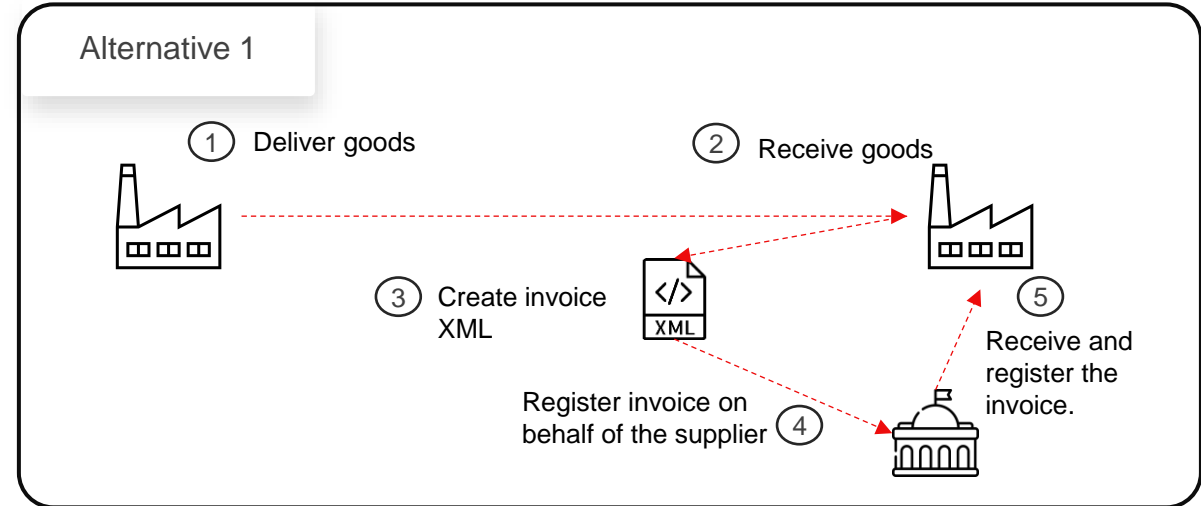
When e-invoices is introduced in countries must the way we manage self billing be changed .



Planned changes

Two variances are planned, since self billing is not allowed in all countries

- The first variance is when the receiving company create the invoice and report to the governmental portal
- The second variance is that the receiving company sends information about the received goods and that is used by the seller to create the invoice.



Agenda

-
- 01** **Introduction**
- The invoice processes
 - Different type of e-invoices
-
- 02** **Outbound invoices**
- Architectural overview for outbound invoices
-
- 03** **Inbound invoices**
- Architectural overview for inbound invoices
-
- 04** **Current roadmap items**
- Roadmap
-
- 05** **Update per country**
- What is needed in each country and how does M3 support these requirements
-
- 06** **QA**
- Question and answer session
-

More info

KB3506911 M3 Country Version start page

The screenshot shows the Infor Knowledge Base article page for KB3506911. The page title is "M3 Country Version - Start Page", revised by Herbert Schimanski 16 hours ago with 540 views. The article description states it is a starting page for supported country versions of INFOR M3. It includes a "Useful Links" section with various resources like "M3 Cloud Country Overview presentation" and "M3 13.4 On Prem Updates". There are also sections for "Attachments" (M3 Cloud Localization - Overview 2024-04.pdf), "Related KB Articles" (Infor M3 13.4 on-premises updates), and "Related Tasks" (Can you help to check if F1CHB8 in table CUGEX1?, Malaysia E-Invoicing, AR direct debiting file to submit to the bank, Electronic payment file for Canada missing).

Agenda

- 01** Introduction
 - The invoice processes
 - Different type of e-invoices

- 02** Outbound invoices
 - Architectural overview for outbound invoices

- 03** Inbound invoices
 - Architectural overview for inbound invoices

- 04** Current roadmap items
 - Roadmap

- 05** Update per country
 - What is needed in each country and how does M3 support these requirements

- 06** QA
 - Question and answer session



**Thanks for listening and
welcome to follow us on our
journey towards the future**

Andreas Barkarö
Product Manager

Bruno Cabaret
Product Director

Catharina Helgesen
Product Manager

Erik de la Chapelle
Product Manager

Herbert Schimanski
Product Director

Marcus Martinson
Product Manager

Lars Bremer
VP Product management