



# M3 Role Based Security

**Jörgen Karlsson**  
Director, Software development

Date 2025.03.19

# Disclaimer

This presentation reflects the direction Infor may take with regard to the products or services described herein, all of which is subject to change without notice. This presentation is not a commitment to you in any way and you should not rely on any content herein in making any decision.

Infor is not committing to develop or deliver any specified enhancement, upgrade, product, service or functionality, even if such is described herein. Many factors can affect Infor's product development plans and the nature, content and timing of future product releases, all of which remain in the sole discretion of Infor. This presentation, in whole or in part, may not be incorporated into any agreement. Infor expressly disclaims any liability with respect to this presentation.

# Agenda | outline

**01**

**Introduction**

**02**

**Role based  
function security**

**03**

**Role based API  
security**

**04**

**Security audit**

**05**

Job Role Based Security

# M3 Role based security - Introduction

# M3 Role based security – Introduction

- Different types of security
  - Company/Division security
  - Data security (object access group)
  - Field security
  - PIN code
  - Role based function security
  - Role based API security
  - Transaction based API security
  - Security audit
  - FAT
- E-signature incl record locking
- GDPR
- Application message authority
- Keystore management
- ....
- [Documentation](#)



- Security Administration
  - API Security
  - Application Message Authority
  - Connect User to User Group
  - Company and Division Security
  - Connect User Group to Object Access Group
  - Create a Function
  - Create a PIN Code for a User
  - Create a User
  - Create a User Group
  - Create Object Access Group
  - Data Authority Security
  - Defining Access to Information in M3
  - Define Check of Information Access for Functions
  - Define Company and Divisions
  - Field Access Security
  - Field Audit Trail
  - + Functions that Use Fields with Object Access Groups
  - + Function Security
  - + General Data Protection Regulation (GDPR)
  - Keystore Management
  - Manage E-Signature
  - M3 BE Security Model Overview
  - Object Access Control
  - Record Locking
  - Security Aspects of M3 Business Engine
  - Security Audit

# MNS110 - Function



Function  Standard Audit File. Create

## Constant for Description

Constant   
Table

## Details

Component group   
Function cat   
Function group   
Auth required   
PIN code check   
  
Program



Report version

## Selection

	From	To
Function	<input type="text" value="OIS090"/>	<input type="text" value="OIS090"/>
Component group	<input type="text"/>	<input type="text"/>
Function cat	<input type="text"/>	<input type="text"/>
Function group	<input type="text"/>	<input type="text"/>

## Update

Update option

- Auth required – controls how/if security settings are used
- Mass update of “Auth required” = F16

M3 Role Based Security

# M3 Role based function security

# M3 Role Based Function security – General settings

MNS090 System Settings. Open

Actions ▾ Options ▾ Related ▾ Tools ▾ | + ↗ ↻ ↺ ↻ ↻ | Infor M3 Distribution Infor Dist'n (750/AAA)

### Settings

System language	GB
Decimal format	.-Period
Date separator	--Dash
Time separator	:-Colon
Character table	
Use w blank div	0-Allow for all divisions
API security	0-Not used
Auth indiv pgm	0-Table's browse program
Blank brw pgm	0-Allow list of records
Restrict chars	1-Restrict characters
Auth new func	<input checked="" type="checkbox"/>
Env responsible	MOVEX M3 Auto Start Job
Comp for appmsg	0
Out serv user	MOVXSECOFR M3 Security Officer

Dt of migration	
Tenant act date	24/02/02
Pre-release	<input checked="" type="checkbox"/>

### Email

Email vld	0-No validation
Email IP addr	
SMTP svr port	
Crypt protoc	-No encryption
User	
Password	

- Blank division control => blank division means all or blank?
- Adding new functions => protected or open?

### Function Search

Max search rows	200
Max show rows	100

### Output Management

Watermark	1-No watermark
-----------	----------------



# M3 Role Based Function security – Roles

The screenshot shows the M3 Roles configuration interface. At the top, there is a green header bar with a menu icon on the left and the text "MNS405 Roles. Open" on the right. Below the header is a toolbar with several icons for actions like add, delete, edit, and refresh. The main content area shows the role "OAF9R" selected. Below this, there is a "Details" section with the following fields:

- Role:** OAF9R
- Description:** TA Security Audit Role
- Name:** TA-SECAUDIT
- Role type:** A dropdown menu is open, showing three options: "-Normal role" (selected), "-Normal role", and "1-Limited role".

- Define your roles
- Limited role is used together with License type 2 (Limited user)
- Option 22 – generate functions in SES400

# M3 Role Based Function security – Roles/user

MNS410 Roles per User. Connect

Actions ▾ Options ▾ Related ▾ Tools ▾ | + ↗ ↘ ↻ ↺ ↻ ↻ |

User	<input type="text" value="0U0PIH8OG7"/>	0U0PIH8OG7
Role	<input type="text" value="0AF9R"/>	TA Security Audit Role

---

**Details**

Valid from	<input type="text"/>
Valid to	<input type="text"/>

- Connect user to your roles
- Limited role can only connect to limited users (license type 2)

# M3 Role Based Function security – Limited Roles/Function

☰
SES403 Function. Connect Auth by Limited Role

Actions ▾
Options ▾
Related ▾
Tools ▾
+
🔍
✎
📄
🗑️
🔄
📅
🔗
Infor M3 Distrib

Sorting order:

[Apply](#)

Role	Description	Function	Description	Status	Description
<input type="text" value="07SU8"/>		<input type="text" value="1111"/>		<input type="text" value="20"/>	
07SU8	TA Security Audit Role	1111		<input type="text" value="20"/>	Not a function in MNS110
07SU8	TA Security Audit Role	MMS001	Item. Open	<input type="text" value="20"/>	
1MEZZMANHQ	1MEZZMANHQ	CMS214	Data Subject Run	<input type="text" value="10"/>	Not a function in MNS110
1MEZZMANHQ	1MEZZMANHQ	MMS001	Item. Open	<input type="text" value="20"/>	
21L8YET4CK	21L8YET4CK	JJJJ		<input type="text" value="10"/>	Not a function in MNS110
21L8YET4CK	21L8YET4CK	MMS001	Item. Open	<input type="text" value="20"/>	
21L8YET4CK	21L8YET4CK	MMS002	Item. Connect Warehouse	<input type="text" value="20"/>	
21L8YET4CK	21L8YET4CK	MMS003	Item. Connect Facility	<input type="text" value="20"/>	
21L8YET4CK	21L8YET4CK	MMS004	Item. Connect Meter	<input type="text" value="20"/>	
21L8YET4CK	21L8YET4CK	MMS011	Stock Location. Connect Location Groups	<input type="text" value="20"/>	
21L8YET4CK	21L8YET4CK	MMS012	Stock Location Statistics. Display	<input type="text" value="10"/>	
21L8YET4CK	21L8YET4CK	MMS615	Safety Stock/Reorder Point. Calculate	<input type="text" value="20"/>	

- Connect functions to your limited roles
- Status 20 = Active

# M3 Role Based Function security – Role/Function

☰
SES400 Function. Connect Authorization by Role

Actions ▾
Options ▾
Related ▾
Tools ▾
|
+
🔍
✍
📄
🗑
🔄
📅
|
🔗
Infor M3 D

Role	Function	Cmp	Div	Sts	Remark
6PVVFU00WG	SES590	750	AAA	20	
750ZI	MMS001	770	AAA	20	
ABCDE	DIGITEST	136	AAA	20	
ABCDE	DITEST	136	AAA	20	
ABCDE	EVS002MI	136	AAA	10	
ABCDE-2	CRS930	136	AAA	20	
ABCDE-2	DIGITEST	136	AAA	20	
ABCDE-2	DITEST	136	AAA	20	
ABCDE-3	CRS930	136	AAA	20	
ABCDE-3	DIGITEST	136	AAA	20	
ABCDE-3	DITEST	136	AAA	20	
ABCDE-4	CRS930	136	AAA	20	

- Connect functions to your roles
- Blank division is dependent on setting in MNS090 (see previous slide)

# M3 Role Based Function security – Role/Function

SES400 Function. Connect Authorization by Role

Actions ▾ Options ▾ Related ▾ Tools ▾ | + ↗ ↘ ↻ ↺ ↻ | Infor M3 Distribution Infor Dist'n (750)

Company: 50  
 Division: BBB  
 Function: QQS900 Template Item. Archive/Delete  
 Role: OKYS5P4CZI OKYS5P4CZI  
 Status: 20-Active

- Define which options and F-keys that are allowed.

**Basic options**

1  2  3  4  5  6  7  8  9  Select all  
Deselect all

**Related options**

10  11  12  13  14  15  16  17  18  19  Select all  
 20  21  22  23  24  25  26  27  28  29  Deselect all  
 30  31  32  33  34  35  36  37  38  39   
 40  41  42  43  44  45  46  47  48  49   
 50  51  52  53  54  55  56  57  58  59   
 60  61  62  63  64  65  66  67  68  69   
 70  71  72  73  74  75  76  77  78  79   
 80  81  82  83  84  85  86  87  88  89   
 90  91  92  93  94  95  96  97  98  99

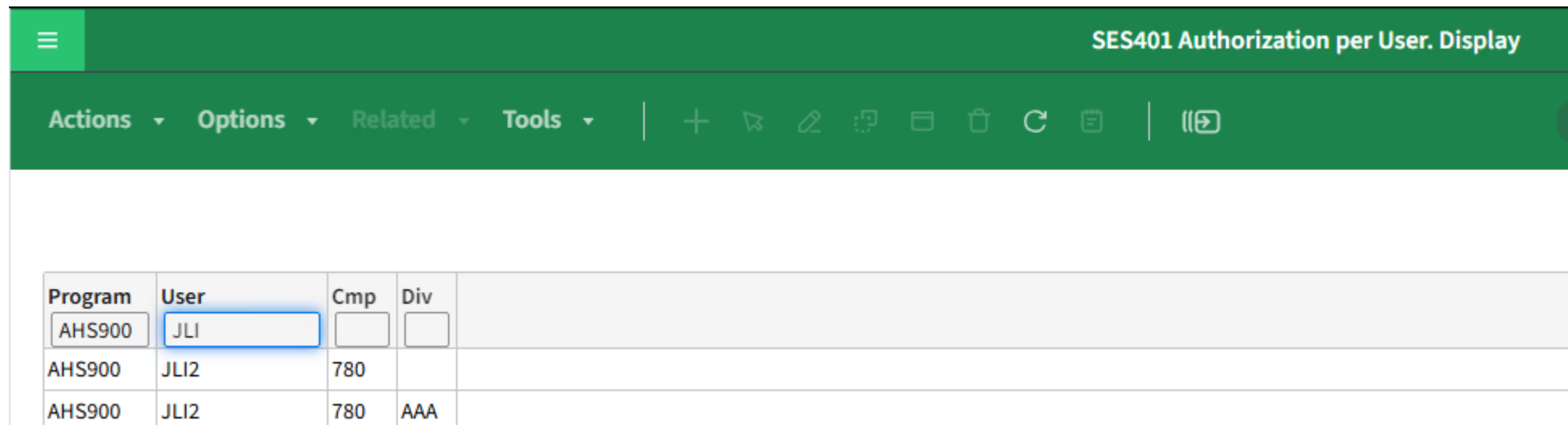
**Function keys**

F1  F2  F3  F4  F5  F6  F7  F8  F9  F10  F11  F12  Select all  
 F13  F14  F15  F16  F17  F18  F19  F20  F21  F22  F23  F24  Deselect all

B Browse E Basic Information (E) T Text



# M3 Role Based Function security – Function/User

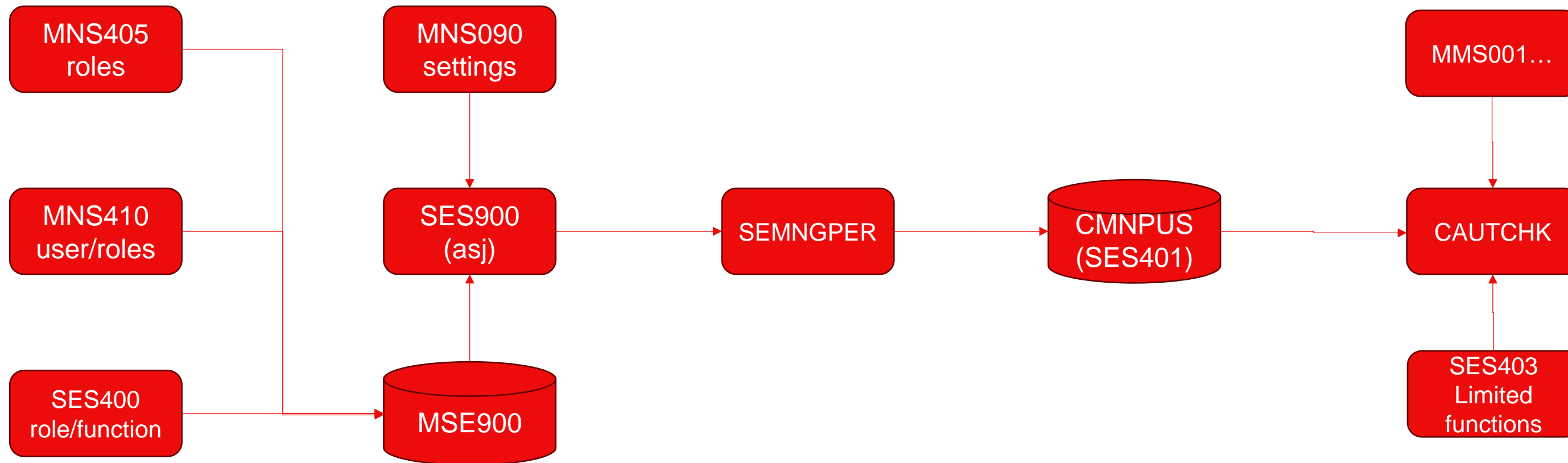


The screenshot shows the 'SES401 Authorization per User. Display' interface. It features a green header bar with a menu icon on the left and the title 'SES401 Authorization per User. Display' on the right. Below the header is a toolbar with various icons for actions like adding, deleting, and refreshing. The main content is a table with the following data:

Program	User	Cmp	Div
AHS900	JLI		
AHS900	JLI2	780	
AHS900	JLI2	780	AAA

- Contains the authority result from the auto job SES900 per user.
- Performance reasons but also easier to understand.

# M3 Role Based Function security - Overview



M3 Role Based Security

# M3 Role based API security



# M3 Role Based API security – General settings

MNS090 System Settings. Open

Actions ▾ Options ▾ Related ▾ Tools ▾ | + ↗ ↶ ↷ ↸ ↹ ↺ ↻ | Infor M3 Distribution Infor Dist'n (750/AAA)

### Settings

System language	GB
Decimal format	.-Period
Date separator	--Dash
Time separator	:-Colon
Character table	
Use w blank div	0-Allow for all divisions
<b>API security</b>	<b>0-Not used</b>
Auth individ pgm	0-Table's browse program
Blank brw pgm	0-Allow list of records
Restrict chars	1-Restrict characters
Auth new func	<input checked="" type="checkbox"/>
Env responsible	MOVEX M3 Auto Start Job
Comp for appmsg	0
Out serv user	MOVXSECOFR M3 Security Officer

Dt of migration	
Tenant act date	24/02/02
Pre-release	<input checked="" type="checkbox"/>
<b>Email</b>	
Email vld	0-No validation
Email IP addr	
SMTP svr port	
Crypt protoc	-No encryption
User	
Password	

---

### Function Search

Max search rows	200
Max show rows	100

### Output Management

Watermark	1-No watermark
-----------	----------------

- API security – security on API's?
- Auth individ pgm's – security on individual CSYTAB programs?
- Blank brw pgm – Blank browse program in MNS120 = authorized or not?

# CMS100MI, EXPORTMI, MDBREADMI

- Checks authorization via Browse program in MNS120.
- For CSYTAB you can define which MNS120 record to be used i.e. the one for CSYTAB or for each individual program.

# M3 Role Based API security – API transaction/option



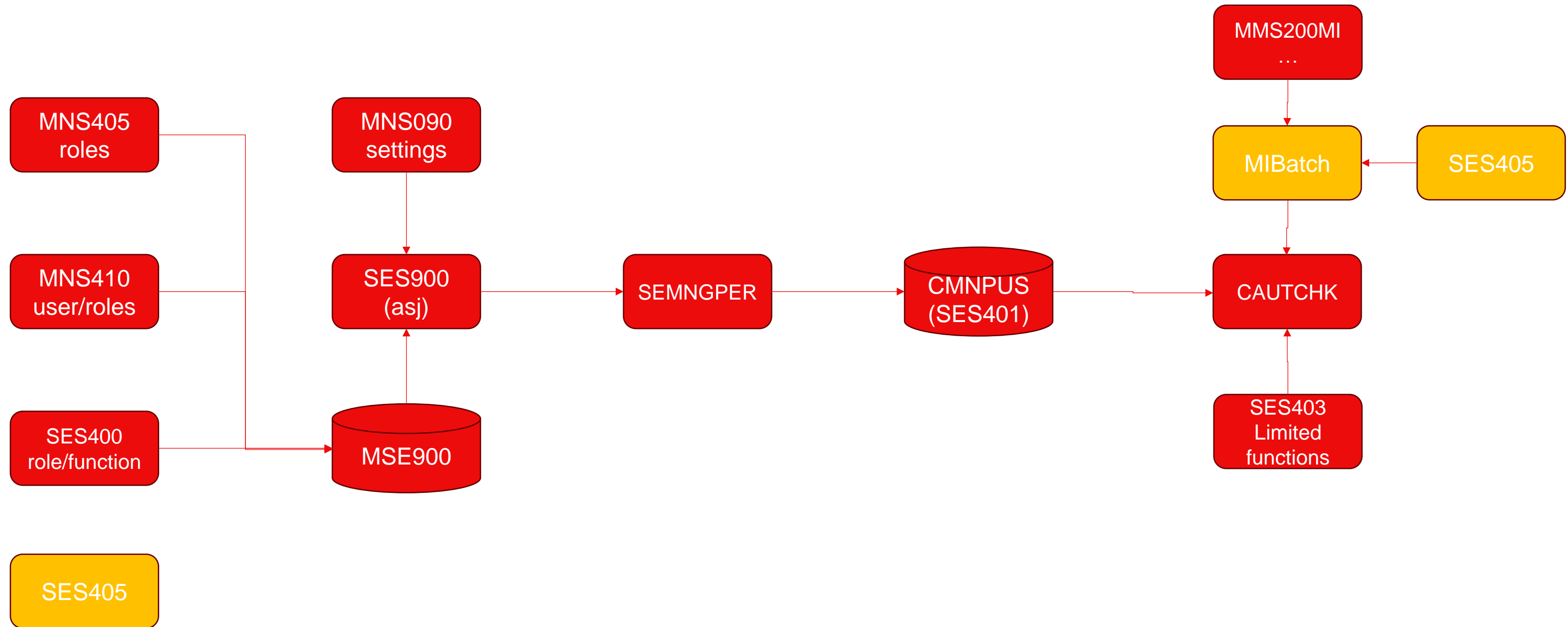
Sortir

Program

API transaction	Security option	Description
<input type="text"/>		
AddItmBasic	<input type="text" value="01"/>	Add Item Basic
AddItmFac	<input type="text" value="01"/>	Add Item Facility
AddItmTrpFreInf	<input type="text" value="01"/>	Add Item Transport Information , fields A001-A040
AddItmTrpInf	<input type="text" value="01"/>	Add Item Transport Information
AddItmVialtmTyp	<input type="text" value="01"/>	Add Item Via Item Type
AddItmWhs	<input type="text" value="01"/>	Add Item Warehouse
AutoCrtItmWhs	<input type="text" value="02"/>	AutoCrtItmWhs
CpyItmBasic	<input type="text" value="03"/>	Copy Item Basic
CpyItmFac	<input type="text" value="03"/>	Copy Item Facility
CpyItmTrpInf	<input type="text" value="03"/>	Copy Item Transport Information
CpyItmVialtmTyp	<input type="text" value="03"/>	Copy Item Via ItemType
CpyItmWhs	<input type="text" value="03"/>	Copy Item Warehouse
DltItm	<input type="text" value="04"/>	Delete Item
DltItmFac	<input type="text" value="04"/>	Delete Item Facility
DltItmTrpInf	<input type="text" value="04"/>	Delete Item Transport Information

- Connects your API transaction to an option.
- F18 generate all std API transactions with a best guess option
- Option 00 or \*\* = Always allowed

# M3 Role Based API security - Overview



M3 Role Based Security

# M3 Security audit

# M3 Role Based security – Security audit

The screenshot shows the M3 system interface for 'MNS095 Company. Open'. The top navigation bar includes 'Actions', 'Options', 'Related', and 'Tools'. Below this, the 'Company' field is set to '50'. The 'Details' section contains the following fields:

Description	Infor Distribution
Database	
Company type	2-Several legal units - MUC
Central curr	USD US Dollars
Central rate tp	1 Main rates
Security audit	<input type="checkbox"/>
Industry	FoB-Food
Gen cal years	2

The 'Security audit' checkbox is highlighted with a red border.

- The usage of the security audit functionality is controlled via MNS095 “Company”.
- Why not using FAT?  
FAT gives you a way to log the changes to the set-up, but security audit logs the impact that a set-up change has on the authority.

# M3 Role Based security – Security audit

SES510 Security Audit. Open

Actions ▾ Options ▾ Related ▾ Tools ▾ | + | Infor M3 Distribution Infor Dist'n (750/AAA)

Filter Options ^

Sorting order: 2-Trans dt, Trans time, Tra... View: STD02-01-Standard view fo...

Apply

Trans date	Trans time	Trans program	Op code	Changed role	Changed fnc	Changed user	User	Company	Division	Program name	Chg basic opt	Chg rel options	Chg fu
240101													
240101	23:57:30	SES400	031-Role/Function - Create	NTEST001	MMS001		BODSVC	750	AAA	MMS001	<input checked="" type="checkbox"/>	<input type="checkbox"/>	<input checked="" type="checkbox"/>
240101	23:57:30	SES400	031-Role/Function - Create	NTEST001	MMS001		BODSVC	750	AAA	MMS013	<input checked="" type="checkbox"/>	<input type="checkbox"/>	<input checked="" type="checkbox"/>
240101	23:57:30	SES400	031-Role/Function - Create	NTEST001	MMS001		BODSVC	750	AAA	MMS019	<input checked="" type="checkbox"/>	<input type="checkbox"/>	<input checked="" type="checkbox"/>
240101	23:57:30	SES400	031-Role/Function - Create	NTEST001	MMS001		BODSVC	750	AAA	MMS840	<input checked="" type="checkbox"/>	<input type="checkbox"/>	<input checked="" type="checkbox"/>
240101	23:57:30	SES400	031-Role/Function - Create	NTEST001	MMS001		BODSVC	750	AAA	MOS486	<input checked="" type="checkbox"/>	<input type="checkbox"/>	<input checked="" type="checkbox"/>
240102	00:03:09	SES400	034-Role/Function - Delete	NTEST001	MMS001		BODSVC	750	AAA	MMS001	<input checked="" type="checkbox"/>	<input type="checkbox"/>	<input checked="" type="checkbox"/>
240102	00:03:09	SES400	034-Role/Function - Delete	NTEST001	MMS001		BODSVC	750	AAA	MMS013	<input checked="" type="checkbox"/>	<input type="checkbox"/>	<input checked="" type="checkbox"/>
240102	00:03:09	SES400	034-Role/Function - Delete	NTEST001	MMS001		BODSVC	750	AAA	MMS019	<input checked="" type="checkbox"/>	<input type="checkbox"/>	<input checked="" type="checkbox"/>
240102	00:03:09	SES400	034-Role/Function - Delete	NTEST001	MMS001		BODSVC	750	AAA	MMS840	<input checked="" type="checkbox"/>	<input type="checkbox"/>	<input checked="" type="checkbox"/>

- Several views, here you can e.g. see which programs was changed, what was changed, what was the effect etc.

# M3 Role Based security – Security audit

SES510 Security Audit. Open

Actions Options Related Tools

Trans date: 24/01/01 235730 User: BODSVC  
Company: 750 Division: AAA  
Program name: MMS001

**Details**

Before											After										
	0	1	2	3	4	5	6	7	8	9		0	1	2	3	4	5	6	7	8	9
0											0	<input checked="" type="checkbox"/>	<input checked="" type="checkbox"/>	<input checked="" type="checkbox"/>	<input checked="" type="checkbox"/>	<input checked="" type="checkbox"/>	<input checked="" type="checkbox"/>	<input checked="" type="checkbox"/>	<input checked="" type="checkbox"/>	<input checked="" type="checkbox"/>	<input checked="" type="checkbox"/>
1											1										
2											2										
3											3										
4											4										
5											5										
6											6										
7											7										
8											8										
9											9										

F2

F1	F2	F3	F4	F5	F6	F7	F8	F9	F10	F11	F12	F13	F14	F15	F16	F17	F18	F19	F20	F21	F22	F23	F24
<input type="checkbox"/>	<input type="checkbox"/>	<input type="checkbox"/>	<input type="checkbox"/>	<input type="checkbox"/>	<input type="checkbox"/>	<input type="checkbox"/>	<input type="checkbox"/>	<input type="checkbox"/>	<input type="checkbox"/>	<input type="checkbox"/>	<input type="checkbox"/>	<input type="checkbox"/>	<input type="checkbox"/>	<input type="checkbox"/>	<input type="checkbox"/>	<input type="checkbox"/>	<input type="checkbox"/>	<input type="checkbox"/>	<input type="checkbox"/>	<input type="checkbox"/>	<input type="checkbox"/>	<input type="checkbox"/>	<input type="checkbox"/>
<input type="checkbox"/>	<input checked="" type="checkbox"/>	<input type="checkbox"/>	<input type="checkbox"/>	<input type="checkbox"/>	<input type="checkbox"/>	<input type="checkbox"/>	<input type="checkbox"/>	<input type="checkbox"/>	<input type="checkbox"/>	<input type="checkbox"/>	<input type="checkbox"/>	<input type="checkbox"/>	<input type="checkbox"/>	<input type="checkbox"/>	<input type="checkbox"/>	<input type="checkbox"/>	<input type="checkbox"/>	<input type="checkbox"/>	<input type="checkbox"/>	<input type="checkbox"/>	<input type="checkbox"/>	<input type="checkbox"/>	<input checked="" type="checkbox"/>

(B) Browse (E) Basic Information (E) (F) Basic Information (F)

- Details of the effect it had on the authorization.



# M3 Role Based security – Security audit



Report version JKARLSSON

## Selection


	From	To
Trans date	<input type="text" value="20/02/19"/>	- <input type="text" value="20/02/19"/>
Op code	<input type="text" value="-Blank"/>	- <input type="text" value="-Blank"/>
Changed by	<input type="text"/>	- <input type="text"/>
Chg basic opt	<input type="text" value="-Blank"/>	- <input type="text"/>
Chg rel options	<input type="text" value="-Blank"/>	- <input type="text"/>
Chg func keys	<input type="text" value="-Blank"/>	- <input type="text"/>

## Print Options

Report layout	<input type="text" value="M3_STD_01-01-Summary"/>
Report text	<input type="text"/>

- Possible to print the result.

# M3 Role Based security – Security audit

 Infor M3  
Infor Dist'n (750/AAA)

5 (16)

## Security Audit. Print

Start date 2/11/25  
Start time 8:40:02 AM GMT  
User Program SES511 / SES512PF

User	Cmp	Div	Pgm name	Chg bc op	Chg rel op	Chg fn key	
Trs dt	2/19/20	Tr tm	10:06:49	Trans pgm	SES400	Op code	Role/Function - Create
Changed by	Chg role	CRS610	Chg fnc	CRS610	Chg user		
	780		CRS605	Yes	No	Yes	
	780		CRS609	Yes	No	Yes	
	780		CRS610	Yes	No	Yes	
	780		CRS611	Yes	No	Yes	
	780		CRS614	Yes	No	Yes	
	780		CRS931	Yes	No	Yes	
	780		MFS610	Yes	No	Yes	
	780		OIS003	Yes	No	Yes	
	780		OIS045	Yes	No	Yes	

- Note, I've removed some user id's.

**infor**<sup>®</sup>